



# Chips & Shavings

**SOUTH PUGET SOUND  
WOODTURNERS  
SPSW**

March 12, 2010

## March Symposium

This month we will have the first of the 2010 Symposiums. Bring your notebook and your camera and any of those tools that need sharpening.

### Demonstrators:

Curtis Evers - Hollow Forms

Ed Quesnell - Demonstrating Various Tools

Jeff Schultz - Stave Construction

Brad Husby - Lost Wood Segmenting

Warren Swift - Small Turnings

Jack Wayne - Goblets

Bob Sievers - Ornamental Turning

Dave Schweitzer & Tones Briggs - Beading

Stephanie Lane - Woodburning

Pat McCart - Sharpening

Billy Baugh - Pens

### Contents:

Cover & SPSW Contacts	Pg. 1
President's Letter	Pg. 2
SPSW Calendar	Pg. 3
Meeting Pictures	Pg. 4
Last Month's Show & Tell	Pg. 5
Mentor Contacts	Pg. 6
Announcements	Pg. 6
Classifieds	Pg. 8
Woodworking Supplies	Pg. 9
Vendors	Pg. 10

### SPSW Contacts:

**President: Pat McCart**  
(253) 370-8986  
[jmccart5464@msn.com](mailto:jmccart5464@msn.com)

**V. President: Eric Lofstrom**  
(253) 320-4788  
[Eric@ericklofstrom.com](mailto:Eric@ericklofstrom.com)

**Treasurer: Les Johnson**  
(253) 896-0650  
[Grandpasturn@comcast.net](mailto:Grandpasturn@comcast.net)

**Membership: Fred Reinke**  
(206) 246-9953  
[reinkefnd@comcast.net](mailto:reinkefnd@comcast.net)

**Editor: Bill Wood**  
(253) 891-2887  
[Tappsturner@comcast.net](mailto:Tappsturner@comcast.net)

**Sawdust Sessions:**  
**Jim Cotter (Coordinator)**  
(206) 954-9548  
[cotterjimmy@hotmail.com](mailto:cotterjimmy@hotmail.com)

**Program Director: Jim Cotter**  
(206) 954-9548  
[cotterjimmy@hotmail.com](mailto:cotterjimmy@hotmail.com)

**Industry Coordinator:**  
**Bob Mower**  
(253) 846-8277  
[zeebob33@gmail.com](mailto:zeebob33@gmail.com)

**Secretary: Tim Ramsaur**  
(253) 841-4663  
[Rgroup5@hotmail.com](mailto:Rgroup5@hotmail.com)

**Note: There will be Show only this month (no Tell) and no Wood Raffle**



## Letter from the President



Spring has sprung!

We kick off spring with the first of three mini symposiums scheduled for 2010. The broad spectrum of woodturning topics covered at each of these events is extremely helpful in filling in areas of your turning skill set! All 10 demonstrators will be doing something different and are eager to help you further your abilities. If there is a particular demonstration you would like to see at the next mini symposium let either Jim Cotter or myself know and we will try and fill that request. Additionally if you would like to share something that you do, we are always looking for new ideas and people to bring it to the membership.

I will be demonstrating how to sharpen tools on the clubs Wolverine Vari Grind tool sharpening system. So if you have dull tools and would like them sharpened, bring them to the meeting and I will try to get a good edge on them.

Our monthly "Show & Tell" will be a "Show" only table setup to showcase your fine turning examples, so bring a piece or two to showoff! There will not be a wood raffle this month, so you can leave your maple burls at home or you may simply drop them off at my house "no questions asked".

Mark April 10th on your calendar for our annual spring clean up at Bob & Nancy Sweazey's shop. Most of you know that Nancy generously donates the use of her shop for our club's monthly sawdust sessions and mid week classes. The spring clean up is our way of saying "Thank you". I will be passing a sign up sheet around at the meeting. All are welcome and lunch will be provided to everyone that shows up. Personal enrichment is guaranteed!

See you on the 18th. Have fun, be safe and make some shavings. Pat


---

## Special Notice

This is the last month that everyone will receive the newsletter. From April on, you must be a member to receive the newsletter. Please get your dues paid this month.

And while on the subject of membership and dues, AAW is now offering a full membership for \$38 per year to members who would prefer to receive the American Woodturner Journal electronically, through the AAW website. This is a reduction of \$10 from the normal \$48 per year membership. AAW membership offers many member advantages, from a subscription to the finest woodturning journal to the ability to perform woodturning demonstrations, fully insured, at AAW local chapter events and shows. See <http://www.woodturner.org/org/mbrship/> for all of the details.





## SPSW 2010 Event Calendar

<b>January</b> 21st - Membership Mtg <b>Art Liestman</b> 23rd - Sawdust Session 26th - Board Mtg Les Johnson's	<b>February</b> 18th - Membership Mtg <b>Bob Espen</b> 20th - Sawdust Session 23rd - Board Mtg Les Johnson's	<b>March</b> 18th - Membership Mtg <b>Symposium</b> 20th - Sawdust Session 30th - Board Mtg Les Johnson's	<b>April</b> 10th - Spring Clean-up 15th - Membership Mtg <b>Eric Lofstrom</b> 17th - Sawdust Session 27th - Board Mtg Les Johnson's
<b>May</b> 20th - Membership Mtg <b>Steve Hatcher</b> 22nd - Sawdust Session 26th - Board Mtg Les Johnson's 6th-8th - Utah Woodturning Symposium Provo, UT	<b>June</b> 17th - Membership Mtg <b>Symposium</b> 22nd - Sawdust Session 26th - Board Mtg Les Johnson's 18th-20th - 24th Annual AAW Symposium Hartford, CT	<b>July</b> 15th - Membership Mtg <b>Paul Crabtree</b> <b>16th - Eli Avisera Event</b> 17th - Picnic & Wood Auction 27th - Board Mtg Les Johnson's 24th-27th - Olympia 2010 Woodturning Symposium	<b>August</b> 19th - Membership Mtg <b>Special Event</b> 17th - Sawdust Session 31st - Board Mtg Les Johnson's
<b>September</b> 16th - Membership Mtg <b>Open</b> 18th - Sawdust Session 28th - Board Mtg Les Johnson's 10th-12th - West Coast Roundup Surrey, BC	<b>October</b> 21st - Membership Mtg <b>Symposium</b> 23rd - Sawdust Session 26th - Board Mtg Les Johnson's	<b>November</b> 18th - Membership Mtg <b>Open</b> 23rd - Sawdust Session 30th - Board Mtg Les Johnson's	<b>December</b> 16th - Membership Mtg <b>Annual Holiday Mtg</b> 23rd - Sawdust Session 28th - Board Mtg Les Johnson's

### This Month at a Glance

- Membership Mtg. - Mar. 18th (Thur.) 7:00 - 9:00 pm at Fife Senior Center
- Sawdust Session - Mar. 20th (Sat.) 9:00 am to mid-afternoon at Nancy Sweazey's
- Board Mtg. - Mar. 30th (Tue.) 7:00 - 8:30 pm at Les Johnson's, members welcome (RSVP to Pat McCart)
- Spring Cleanup - Apr. 10th (Sat.) 9:00 am to finish at Nancy Sweazey's

### Participation Tickets

If you participate in Show & Tell, Wood Donation, or Set-up/Clean-up be sure to fill out your participation tickets.




## Last Month's Demonstrator - Bob Espen

Photos by Fred Abeles: For additional Club photos by Fred please go to <http://avoided-artist.smugmug.com/Woodworking>







## Last Month's Show & Tell

(Photo's by Bob Sievers)





## Announcements

### *Are you a new member or visiting our club for the first time?*

We are glad you are here and want to welcome you to our general membership meeting. **Please introduce yourself to an officer or mentor so we can welcome you.**

#### *Need help with a splintering question?*

**Contact one of our "MENTORS."** These club members have stepped up and would like to use their knowledge and expertise to help other turners with their questions. If these turners aren't able to answer your question, they will do their best to help you find a solution.

### SPSW Mentors

- |  |  |
|--|--|
| • <b>Ted Bartholomew</b><br>(253) 779-0819 | • <b>Pat McCart</b><br>(253) 370-8986      |
| • <b>Jim Cotter</b><br>(206) 954-9548      | • <b>John Moe</b><br>(425) 643-4522        |
| • <b>Paul Crabtree</b><br>(253) 273-2147   | • <b>Dave Schweitzer</b><br>(360) 432-9509 |
| • <b>Jack Hegseth</b><br>(360) 832-8499    | • <b>Bob Sievers</b><br>(360) 897-8427     |
| • <b>Hal Johnson</b><br>(425) 788-2221     | • <b>Jack Wayne</b><br>(425) 488-9561      |
| • <b>Eric Lofstrom</b><br>(253)-320-4788   |  |

- **SEATTLE AAW MEMBERSHIP MEETING** – 2nd Thursday of each month, Kenmore Community Club, 7304 NE 175th St, Kenmore, WA **Note: This is a new location!**
- **OLYMPIA AAW MEMBERSHIP MEETING** – 4th Thursday of each month, Thurston County Fairgrounds
- **Wooden Laser Engraved Name Tags** are now available. The cost is \$10. To order a name tag please see Les Johnson at our supplies table at the monthly meeting.
- The South Puget Sound Woodturners now has a club policy for harvesting wood as a club function. Please go to our website <http://www.SPSWoodturners.org> for details.
- In order to receive club discounts from some of our mail order vendors we are required to provide them with an up to date membership list. This is so they can verify that you are a member in good standing with the club and therefore entitled to the discount they provide to us. If you would prefer not to be included on the list please email Fred Reinke at [reinkefnd@comcast.net](mailto:reinkefnd@comcast.net).

Please note that if you remove your name from the list the vendor will not honor a club discount for your phone or (e)mail purchases.

### Notes from the Library:


We have had a large donation of "Woodturning" magazines dated from 1992-2005 and "American Woodturner" from 1996-Summer 2009, donated by John Pollard. I have cataloged every issue, but will not bring them to the meetings. If you are interested in checking out one of the magazines please email me at [spswlibrary@gmail.com](mailto:spswlibrary@gmail.com) and I will send you a listing of all issues in the library. Individuals can then request issues via email and I will bring them to the next meeting.

We've also had the book "500 Wood Bowls" donated by Barry Hoskins. If anyone has any books or videos/DVDs they would like to donate please contact me at the meeting or via the previous email address. The club must have the original video/DVDs, so if you are hesitant to give up your video, please contact me so we can work something out.





## Next Month's Demonstrator



Next month's demonstrator is Eric Lofstrom. Eric is a member of our club and is becoming well known throughout the Northwest as an excellent instructor and leading demonstrator. In his words, "I am increasingly conscious of the importance tool control plays in creating pieces. I believe it is not only important to know which techniques work but also why they work. As a passionate teacher and woodturner, I hope to impact the world of woodturning by helping others build confidence in tool control and developing their own voice in woodturning!" Do not miss this presentation!

Picture courtesy of Fred Abeles

## Lathe Safety Guidelines

1. Safe, effective use of a wood lathe requires study and knowledge of procedures for using the tool. Read and thoroughly understand the label warnings on the lathe and in the owner/operator's manual.
2. Always wear safety goggles or safety glasses and a full face shield when needed. Use a dust mask in dusty work conditions. Wear hearing protection during extended periods of operation.
3. Tie back long hair, do not wear gloves, loose clothing, jewelry or any dangling objects that may catch in rotating parts or accessories.
4. Check the owner/operator's manual for proper speed recommendations. Use slower speeds for larger diameter or rough pieces, and increased speed for smaller diameters and pieces that are 'true' or cylindrical. IF the lathe is shaking or vibrating, lower the speed. If the workpiece vibrates, always stop the machine to check the reason.
5. Make certain that the belt guard or cover is in place. Check that all clamping devices (locks), such as on the tailstock and toolrest, are tight.
6. Rotate the workpiece by hand to make sure it clears the toolrest and bed before turning the lathe on. Be sure that the workpiece turns freely and is firmly mounted. Never adjust the toolrest with the lathe turned on.
7. Use only defect-free stock, without cracks, splits, checks or knots which could chip and fly out, causing serious injury.
8. Hold turning chisels securely on the toolrest, and hold the tool firmly. Always use a slower speed when starting until the workpiece is cylindrical. This helps avoid the possibility of an unbalanced piece jumping out of the lathe and striking the operator.
9. When running a lathe in reverse, it is possible for a chuck or faceplate to unscrew unless it is securely tightened on the lathe spindle.
10. It is recommended that you rough out your workpiece on a bandsaw or with a chainsaw before mounting it on the lathe.
11. When using a faceplate, be certain the workpiece is solidly mounted. When turning between centers, be certain the workpiece is secure.
12. Always remove the toolrest before sanding or polishing operations.
13. Don't over-reach, keep proper footing and balance at all times.
14. Keep lathe in good repair. Check for damaged parts, alignment, binding of moving parts, and other conditions that may affect its operation.
15. Keep tools sharp and clean for better and safer performance. Don't force a dull tool. Don't use a tool for a purpose not intended. Keep tools out of reach of children.
16. Consider your work environment. Don't use lathe in damp or wet locations. Do not use in presence of flammable liquids or gases. Keep work area well lit.
17. Stay alert. Watch what you are doing, use common sense. Don't operate tool when you are tired, or under the influence of drugs or alcohol.
18. Guard against electric shock. Inspect electric cords for damage. Avoid the use of extension cords.
19. Remove chuck keys and adjusting wrenches. Form a habit of checking for these before switching on the lathe.
20. Never leave the lathe running unattended. Turn power off. Don't leave the lathe until it comes to a complete stop.



Thanks to the American Association of Woodturners



## Upcoming Club Raffles

Tickets \$2.00 each or 3 for \$5.00

Check at March meeting for next raffle.

### Classified Ads


Would you like to place an ad? Contact Bill Wood at (253) 891-2887 or [tappsturner@comcast.net](mailto:tappsturner@comcast.net)

2010 SPSW Membership: \$30 for single / family membership (only one card issued per \$30). Contact Fred Reinke at the general membership meeting or contact our treasurer, Les Johnson at (253) 896-0650 or [grandpasturn@comcast.net](mailto:grandpasturn@comcast.net)

Free - 1" - 2" yellow cedar planks. Planks are 10" - 12" wide and 8- 10 feet long.


Contact Len Talbott at (253) 564-0677

### All I Need To Know About Life I Learned From Trees



It's important to have roots. In today's complex world, it pays to branch out. Don't pine away over old flames. If you really believe in something, don't be afraid to go out on a limb. Be flexible so you don't break when a harsh wind blows. Sometimes you have to shed your old bark in order to grow. If you want to maintain accurate records, keep a log. To be politically correct, don't wear firs. Grow where you're planted. It's perfectly okay to be a late bloomer. Avoid people who would like to cut you down. Get all spruced up when you have a hot date. If the party gets boring, just pick up and leaf. Be sure to cover your bare ash in the winter. As you approach the autumn of your life, you can't hide your true colors. It's more important to be honest than poplar.





## Club supplies

The following items are available for purchase at the monthly meetings. The proceeds earned from the sale of these items go back into the club.

CODE	DESCRIPTION	PRICE
	<b>GLUE</b>	
HS-4	HOT STUFF (Thin) 2 oz	9.00
HST-4	SUPER "T" (GAP) 2 oz	9.00
HS-4T	SPECIAL "T" (Thick) 2 oz	10.00
BSI	5 MIN. EPOXY 4.5 OZ 4.5 oz	6.00
	<b>ACCELERATOR</b>	
QA-6	NCF QUICK AEROSOL 6 oz	11.00
	NCF MILD 2 oz	6.00
	<b>COMPANION PRODUCTS</b>	
US-1	ULTRA SOLVENT 2 oz	5.00
HT-600	GLUE CAP REPLACEMENTS	1.00
PT-100	TIP EXTENSIONS 4	1.00
301	TIP EXTENSIONS 3	1.00
303	LONG TIPS 4.5 oz	1.00
322	CA APPLICATOR FINE	1.00
	<b>OTHER</b>	
IND	INDEX WHEELS	20.00
SEAL	SEALER 1 gal	12.00
	FINISH 1 pt	12.00
	FRICTION POLISH 1 pt	14.00
	<b>SANDING</b>	
MICRO M	3" x 6" SHTS 1 ea	13.00
MICRO M	3" x 6" SHTS 2 ea	24.00
	<b>GRITS 80 THROUGH 1000</b>	
	SANDPAPER (5) 5	2.00
	<b>GRITS 80 THROUGH 220</b>	
	SAND CLOTH (1)	1.00
	<b>DISKS</b>	
DISCS	2" SANDING KIT	25.00
DISCS	3" SANDING KIT	30.00
	<b>GRITS 80, 120, 180 &amp; 280</b>	
DISCS	2" SANDING KITS 10	2.00
DISCS	3" SANDING KITS 10	3.00



## Our Sponsors



Tukwila (206) 244-9161



(800) 551-8876

<http://www.woodturnerscatalog.com>

Equipment Sales & Surplus  
1801 West Valley Hwy N  
Auburn, WA 98001-1605



(800) 683-8876

[packardwoodworks.com](http://packardwoodworks.com)

### Treeline

1221 East 1120 South  
Provo, UT 84606 (800) 598-2743  
<http://www.treelineusa.com>

### Klingspor's Woodworking

P.O. Box 3737 Hickory, NC 28603-3737  
(800) 228-0000



D-WAY TOOLS INC.

[www.d-waytools.com](http://www.d-waytools.com)

360-432-9509

### Woodturning Classes

Saturdays 9am-4pm \$65 Plus Tax  
Ted Bartholomew (253) 779-0819

### Tropical Exotic Hardwoods

Of Latin America  
Mitch Talcove (760) 434-3030



Seattle (206) 767-6394 <http://woodcraft.com>



Joan & John Schmit

253-891-9413



(800) 547-5461

**CROSSCUT  
HARDWOODS**  
Seattle (206) 623-0334