

CHIPS &

November 2022

S H A V I N G S

The latest news and updates from
South Puget Sound Woodturners



In This Issue

- November Demonstrator - Dan Stromstad
- Sawdust Session
- A Word from Kent Horton - AAW Liason
- SPSW Store - New Items Back in Stock
- 2023 Membership Renewals
- New Column - Demo Review
- Pens for Troops at Woodcraft



Works by
Dan Stromstad



November President's Message by Fred Abeles

Hi all you great South Puget Sound Woodturners members. Our October meeting went very well and featured our friend Dale Larson from Portland area. We had good participation and most people stayed around till the end. New Members - please let us know some subjects you would like to see demonstrated at the next one so we can pass the word around.


Next Meeting

Our next meeting will be Thursday November 17th and will feature a live demonstration from our friend Dan Stromstad, a member and past president. He is an excellent demonstrator and will demonstrate his skinny bowl, shear scraping and riding the bevel. It is well worth your time to come and see him.

Annual Election of Officers and Board Members

This meeting we will be having our annual election of officers and board members for 2023.

Fred



Redwood
Bob Sievers

Maple Vases
Bob Sievers

Work by
Bob Sievers

Maple

2023 Membership Renewals



Despite the global pandemic our membership has stayed relatively stable and last year we ended up with about 130 paid members. But it is time to renew membership for 2023

Terry Broberg, our Director of Membership, has started taking dues for the 2023 year. I hope each of you will join us again for another event-filled year. I would like to encourage everyone to get your 2023 dues paid as soon as possible. Your dues are what enable us to rent our great meeting facility, provide equipment like the new multiple camera system used to enable members to better view demonstrations in person and on-line, and purchase the tools and equipment we need to run demonstrations and sawdust sessions. The dues for 2023 is only \$45 for the entire year and that is for your whole family.

You can either pay your dues at the meeting, or an even easier method is to do it online through the members only tab on the [SPSW website](#).

November Demonstrator - Dan Stromstad

I began turning wood in Junior High School. While visiting an uncle in Southern California he noticed my excitement about wood turning and he gave me a lathe that he never used. With paper route earnings I purchased tools from Sears and my dad and I began turning on our midsize lathe.

After seeing pens in a woodworking store in Port Townsend I said to my wife "I could make that!" Years later I wandered into a store and discovered pen kits and asked how to make them. The owner gave me a three minute lesson and after purchasing the needed extras for the lathe I began my current wood turning adventures.

The real turning point was Eric giving me a rough turned Madrone burl bowl. That was so exciting to turn. Dave Schweitzer noticed my excitement and asked me to come and see him. He had no idea what he was in for. After a long day at Dave's he finally got rid of me after six in the evening. This began a marathon of turning wet wood and learning and practicing the techniques that had been shown.

Two hundred rough turned bowls later there were signs of hope in my finished bowls.

Back to Dave's and now hollow forms started popping up at home. A day with Roy Lane helped that experience as well. So much to learn and so little time, with lots of practice happiness ensued. Urns, baby rattles and vases appeared, some with dyed and some natural finishes.

The many demonstrators at our club and others continued to teach techniques that were new to me. With practice these new methods became easier to use and enabled me to produce better results.



2022 CALENDAR OF EVENTS

Date	Time	Demonstrator(s)	IRD	Subject
Nov 17th	7pm	Dan Stromstad		The Skinny Bowl-Riding the Bevel & Shear Scraping
Nov 19th	9am	Sawdust Session		Wayne Well's Shop*
Dec 15th	7pm	Holiday Dinner		Potluck, tool and wood giveaway
Jan 19th	7pm	Devin Garlick		How You Cut A Log Determines The Figure Of The Wood Inside Your Bowl
Jan 1st	9am	Sawdust Session		Wayne Well's Shop*
Feb 16th	7pm	Craft Fair Sales		Dan Neyens
Feb 18th	9am	Sawdust Session		Wayne Well's Shop*

* 12012 28th Ave E, Tacoma 98445

Note: In house demos will be broadcast on Zoom from the Fife Center. DO NOT MISS OUT! Read the ZOOM instructions on the last page.

A Word From Kent Horton

Hello all, this is kent, your SPSW/WWW liason.

I want to speak to AAW’s recent virtual symposium. I really appreciate this offering from AAW. Not only were the demonstrations excellent, they covered a wide spectrum of topics focused on information a beginning/ intermediate turner needs to know from proper and safe ways to secure your work on the lathe to refined tool control. The presentations on segmented turning extended what we learned from Mike a couple of months back.

I had long wondered how the “ribbons” I keep seeing in “The American Woodturner” are made and more to the point “How is this even woodturning?”. Now I know all you have to “really? - right! (sarcastically)” is make a bunch of EXACTLY alike stave funnels, cut them apart and glue them together EXACTLY aligned in a variety of arrangements to make those twisty, curvy objects. Nothing to it! (Ha!) Malcolm Tibbits is truly a master of this art form. I am away from my home computer so I am unable to more clearly reference other turners and their videos from this virtual symposium. At this point, I have been able to view only about half of the video presentations from this symposium - fortunately for me, I am able to continue viewing and reviewing them until January 20th (I think). Anyhow I have been most impressed with this virtual symposium and will look forward to participating in them in the future. I sure hope that this year’s event is successful enough to enable them going forward.

Note: My apologies for this month’s article. I misjudged the timing for submitting my article to Suzette - I am currently on a short vacation with one of our former exchange students visiting from Belgium - without the support of my home computer. We thought going to see the “Avenue of the Giants” would be good fun. If you ever want to be in awe of nature - seeing these HUGE trees is a great experience. While you are in Northern California along US-101, be sure to take the trek to see Fern Canyon. You won’t be disappointed. Anyhow, I will work to be better prepared with next month’s article. - Kent

Kent Horton,
Director-at-Large
AAW Liaison
206-242-4432

Support South Puget Sound Woodturners.

When you shop at smile.amazon.com, Amazon donates.

[Go to smile.amazon.com](https://smile.amazon.com)




Please support our club by purchasing some of the wood at our monthly meetings being offered by Doug Reynolds, the wood rat supreme leader. He has wood for sale at each meeting for very reasonable prices. He has rough cut stuff, bowl blanks, cut offs and all sorts of wood. Go check out his table and get yourself some treasures for turning! You will be glad you did.



Walnut



Scott Keenholts



Spalted Maple

Review of Dale Larson Demo




It's time for a new feature in the newsletter. For those who may not have been able to see the previous month's demo, there will now be a review of each demo. This will help members decide if the demo is worth watching on the video. Did you know the video of each demo is posted on the SPSW website about a month after the demo? If you missed the meeting and were unable to join via Zoom, it's easy to go to the website and view the video.

Last month Dale Larson did a demo on turning a perfect bowl from a log. He started the demo with a slideshow and explanations on how to preserve the best parts of the tree, the crotch pieces while in the process of cutting the tree down.

He then showed the best methods for cutting the logs to get the best grain for a bowl. Dale had handouts to show how turning a bowl from different angles in the log. It was a very thorough presentation that included photos of bowls turned from different angles on the log.

If you missed Dale's demo, it is well worth taking the time to watch. The uploaded video is just over 90 minutes long. If you want to turn beautiful bowls, Dale's demo will be very beneficial for you to watch.



Dale Larson explaining how different areas of a log gives different grain designs in the bowl.



Cherry



Ash



Juniper



Ebony and Holly
David Best



Walnut
and Maple



Pens for Troops

Woodcraft Stores nationwide sponsors an annual event called "Turning Pens for the Troops" and pens turned during the event are donated to active duty service members as a thank you for their service. This year Seattle Woodcraft

participated in the event and South Puget Sound Woodturners club was asked to staff turners to help participants turn pens. We had several club members participate for the two-day event (Nov 5&6) including Fred Abeles, Jeff Marshall, Ken and Polly Light, John Howard and several members of the Light household. A total of 51 pens were turned by store customers and staff so it was considered a very successful event. We'll look forward to participating again next year.

Saturday Sawdust Sessions

Our next Sawdust Session is happening on Saturday November 19th, the Saturday after the November general membership meeting. Our last Sawdust session was spectacular with 13+ people in attendance. We had 3 lathes going and the sharpening station.

The sawdust session is an excellent opportunity for all members to come, join in the comradery of working with other members to learn a variety of new skills or improve on some old ones and share with new turners a skill they may be struggling with. We meet in a member's shop and we have 3 or 4 lathes all going at once. Wayne Wells has generously offered us the use of his shop for these activities. If you would like to attend, just join us at Wayne's. The address is 12012 28th Ave E, Tacoma 98445. It is just off 112th, between the Summit and Parkland areas.

One of our more experienced members is at each lathe showing people how to make good, clean, and safe cuts at the lathe. We can usually put the tools in the hands of people who have never turned anything before. We can also assist with learning how to sharpen tools.

Sawdust sessions are one of most valuable benefits of belonging to the SPSW. We usually have some very new woodturners, some intermediate turners who might have a project with them that they are stuck on, and some very experienced members to help anyone that needs it. We all have great time!

This is a great opportunity for everyone. If you are a new turner, please come! I guarantee you will get to make some cuts, will have a good time, and will make some great friends. Please take advantage of this opportunity and join us.

Oak and Walnut



Crimson Maple



Mike Poirier



SPSW Store November - New Items Back in Stock

Last month we introduced our new "3" green wave sandpaper disks at the SPSW Store sales, and they were very well received. I have found them to be both long lasting, and very inexpensive at \$7.00 for a pack of 25. These discs sand aggressively and feature a mylar backing that performs better than just plain paper backed disks. We literally sold out of some grits on the first night we had them, but now we are now fully restocked with all grits.

We had a good introduction of the intermediate soft sanding pads and sanding disk mandrels in September. With these two items, you don't need a fancy sander because you can just put the mandrel in your drill chuck and you are all set to power sand. The soft pads make the sandpaper last even longer and eliminate digging in on the edges of the pad. We sold out of these too, but now have a full supply again.

We also have resupplied our GluBoost Fill-n-Finish kits (\$43/set), Dyna-Glide Plus dry lubricant spray at \$15/can, and our freeze stable Anchorseal Plus at \$18/Gal.

Be sure to stock up on all these items now because your next chance to access SPSW Store Sales will be at the January meeting. (We do not have store sales at the annual Holiday Pot-luck meeting in December due to the other things going on there.)

Feedback from purchasers on each of these items we have introduced has been universally positive. Please feel free to stop by the table and let me know how the things you have bought are working for you! We strive to offer commonly used items to members at significant cost savings. Let us know how we are doing. I look forward to seeing you!

Keep those chips flying!


John

Store Sales Price List

Brand	Description	Unit Size	Price
Adhesives			
Starbond	Starbond Thin, Kit	2oz	10.00
	Starbond Instaset accelerator	2oz	4.00
	StarBond Thin, set	16oz	35.00
Insta-Set	Insta-Set Accelerator, Pump Spray	2oz	10.00
Bob Smith Industries	MaxiCure, thick Gap Filling	2oz	9.00
	Maxicure Medium, Gap Filling	2oz	9.00
	20 minute cure epoxy resin	13oz	12.00
Adhesive Accessories			
	Extender tips	3 ea	1.00
	Extra fine glue tips	3 ea	1.00
	Tubing (2 feet)		1.00
	CA Applicator, Fine	3 ea	1.00
	Glue Cap Replacement	ea	1.00
	SuperSolvent	2oz	7.00
	Superglue Pipettes (eye droppers)	3ea	1.00

Store Sales Price List continued

Brand	Description	Unit Size	Price
Sanding			
Woodturners Wonders	2" Sanding Disc Mandrels	ea	7.00
	3" Sanding Disc Mandrels	ea	10.00
	Wonderweave 2" disk Kit, Low Grits (60- 600)	ea	9.00
	Wonderweave 3" disk Kit, Low Grits (60- 600)	ea	12.00
	Wonderweave 3X8" 60-600 rit sheets Assortment	pack	5.00
	Flexible Sanding Pad	ea	8.00
	Sand Paper, Ekablue from Sweden 120 - 360 grit	2 sheets	1.00
	Green Wave Sanding Discs 3" Various grits	25 Pack	700
Uneeda NW	EkaMant Blue Sanding Discs 2" 80 - 1000 Grit	10 pack	3.00
	EkaMant Blue Sanding Discs 3" 80 - 1000 Grit	10 pack	4.00
	Uneeda Wet Dry Sand Paper 400 - 600 Grit	2 sheets	1.00
Uneeda Ekamant	Emory Cloth Sheets 8.5X11" (120, 180, 220, 320)	ea	1.00
Ultra Flex	Micromesh Wet/Dry Sand Paper	pack	13.00
	Micromesh Wet/Dry Sand Paper	2 pack	24.00
Finishes and Finishing Materials			
Doctors Workshop	Walnut and Waxpaste		10.00
	Walnut Finishing Oil		14.00
	Microcrystal Wax Bowl Finish	Pint	14.00
	Walnut Oil and Wax Woodturning Finish	Pint	14.00
	Walnut Oil/Carnuba Wax & Shellac Woodturning Finish	Pint	18.00
	High Build Friction Polish	Pint	18.00
	Pens Plus Finish	Pint	18.00
Lathe and Turning Accessories			
	Anchor Seal	1 Gal	18.00
	E-Z Lock Metal screw inserts, 10/bag	Pkg	5.00
	E-Z Lock Metal screw inserts, 25/bag	Pkg	13.00
Multi-Marketing Group	Index Wheel (.75" shaft hole)		20.00
	Index Wheel (1.00" shaft hole)		20.00
	Index Wheel (1.25" shaft hole)		20.00
GluBoost	Fill n Finish kit		43.00



YOUR SPSW OFFICERS

President: Fred Abeles
253-631-2534
president@spswoodturners.org

V. President: Robert Fender
206-229-8432
dragonius96@comcast.net

Secretary: Mark Gilbert
secretary@spswoodturners.org

Treasurer: Kathy Garlick
253-204-9278
kgcloset@yahoo.com

Newsletter: Suzette Edwards
253-846-8418
winginsue@gmail.com

Membership: Terry Broberg
253-606-2190
membership@spswoodturners.org

Webmaster & Social Media: Tim Spaulding
webmaster@spswoodturners.org

Store Sales: John Howard
253-370-5704

Industry Coordinator: Pat McCart
253-927-5464
industry@spswoodturners.org

AV Coordinator & Zoom Tech: Ramon Lyn
904-993-8106
avcoord@spswoodturners.org
tech@spswoodturners.org

Wood Rat/Program chair: Doug Reynolds
253-941-7985
programs@spswoodturners.org

Mentorship: Michael Poirier
mentorship@spswoodturners.org

Director At Large: Jeff Marshall
206-935-5347
atlarge2@spswoodturners.org

Director At Large, AAW Liaison
Kent Horton
scimankent@gmail.com

Director At Large: Dave Best
360-893-2210
bompadavid@gmail.com



SPSW is a chapter of the American Association of Woodturners (AAW). Many of our members are just members of the chapter but not the American Association of Woodturners (AAW). **The AAW offers an introductory free 3-month trial membership to chapter members.** The free membership allows access to all online publications like The American Woodturner, Woodturning FUNdamentals magazine, and AAW e-newsletters.

Visit the website www.woodturner.org (or click the link if you are an email newsletter subscriber) and look under Membership then Join Today. Scroll to the bottom of the page. The above hyperlink will also take you there. For those who prefer to do it by phone, call 877-595-9094 M-F 8:30 to 4:30 Central time.



Looking for some inspiration?
Check out the [SPSW YouTube Channel](#)



We are collecting 2023 dues starting October. Dues for individuals or for the whole family are \$45/year. We accept cash, check, Visa®, MasterCard®, American Express®, Discover® or debit card.

This is still one of the best deals around. For just \$45 you get a monthly meeting featuring top notch presenters, an avenue to display your talents, and a forum to seek advice and ask questions. You have access to a group of mentors who can help you improve your skills.

Also, there is a monthly “open turning session” (our Sawdust Sessions) on the Saturday following the meeting. Use the membership application below and pay at the meeting or mail it to the address on membership form.

We now also have the option for you to join, renew, or just donate. We are a registered 501 (c)(3) non-profit organization. You can pay at the meeting, or online! Just go to our website (www.spswoodturners.org), fill out the form, and pay with PayPal.

AAW membership is separate from membership in the SPSW Chapter. Now is also a good time to sign up for the [American Association of Wood turners \(AAW\)](#). Annual memberships in the AAW operate on an yearly anniversary cycle, whereby your membership will start with your join date and continue until the same date the following year.

If your level of AAW membership includes a printed copy of the American Woodturners journal, you will receive six issues starting with the issue published after you join or renew.

South Puget Sound Woodturners (SPSW) Membership Application

Name: _____ Membership: New
 Renewal

Address: _____

City: _____ State: _____ Zip: _____

Telephone number: _____

Email: _____

How long have you been turning? _____ AAW Member?: _____

Interest: Spindle Turning Bowls Vases Segmented turning Tool making
Tool Sharpening Pen Making Other

Membership dues for South Puget Sound Woodturners are \$45.00 annually. IF paying by mail, make the check payable to South Puget Sound Woodturners (or SPSW) and mail this form to:

South Puget Sound Woodturners
PO Box 1792
Milton WA 98354

If paying online, [visit our website](#), fill out the online form and pay with Paypal



Zoom Meeting If you haven't been on Zoom before, just follow the steps below. **(If you have been in a Zoom meeting before, just start at step 3.)b.**

1. **The Zoom meeting invitation is only sent to active members.** So, if you have not paid your dues since October 2021, you will need to go to the members tab on the [SPSW website](https://spswoodturners.org) (spswoodturners.org) and renew your membership. Please note that it would normally cost more for just one of these demonstrations than your SPSW dues for the entire year.
 - a. Those of you who get the newsletter by snail-mail will need to get us an e-mail address where we can send your meeting invitation. Please send it to (membership@spswoodturners.org)
2. Before the scheduled meeting, you need to go to zoom.com and download the free "Zoom Meetings" app. The Zoom download is quick, easy, and free!
3. **Information and Invitation Delivery Schedule:**
 - a. **Saturday, Nov 12th** – The Zoom Meeting Invitation will go out to our active member's distribution list.
 - i This invitation contains a link that appears in blue letters. Just click it to join the remote demo on Thursday.
 - ii Please save this where you can find it.
 1. If you don't see the invitation(s) in your inbox, then please check your "junk" or "spam" folder. If you get our newsletters, the meeting invitation should come right into your inbox.
 - b. **Wednesday, Nov 16th** – A reminder will be e-mailed to our active member's distribution list.
 - c. **Thursday, Nov 17th** - Log into the meeting between 6:30 and 7:00pm
 - i. Dan's demo will start at 7:00pm
 - ii. When you click on the link, you will be asked if you want to join with video and audio. Answer "yes" to both, then you will enter a virtual waiting room. Wait just a few seconds and one of the co-hosts will admit you into the actual meeting.
 - iii. **Note:** If you have previously downloaded the app, you may see an update is available. If you see it, please update your app. Zoom is making frequent changes to the program to strengthen security.
 - iv. Devices used to view the demo can be smartphones, tablet computers, laptops, etc. To fully participate, the device needs to have audio and a camera.

