

# CHIPS &

S  
H  
A  
V  
I  
N  
G  
S

October 2022

The latest news and updates from  
South Puget Sound Woodturners



## In This Issue

- October Presenter - Dale Larson
- Sawdust Session
- A Word from Kent Horton - AAW Liason
- SPSW Store - New Wave Edged Sanding Discs
- 2023 Membership Renewals



Hollow Form Vessels  
by Dale Larson

## October President's Message by Fred Abeles

**Hi all you great South Puget Sound Woodturners members.**

Our September meeting went very well and featured our semi-annual mini symposium. We had many members showing a variety of subjects including:

- Sharpening to mounting wood on a lathe
- Wrapping a tool handle with hockey tape
- Texturing and carving.

We also had tool sales from D-Way/Boxmaster. We had good participation and most people stayed around until the end. **New Members** - please let us know some subjects you would like to see demonstrated at the next mini symposium so we can pass the word around.

### Next Meeting

Our next meeting will be Thursday October 20th and will feature a live demonstration by our friend Dale Larson from Portland. He will show us how to cut a log into bowl blanks to obtain the best possible grain and texture. He will also demonstrate the making of a bowl. He is an excellent demonstrator and well worth your time to come and see him.

Stay healthy, stay safe and happy turning.

Fred



## 2023 Membership Renewals



Despite the global pandemic our membership has stayed relatively stable and last year we ended up with about 130 paid members. But it is time to renew membership for 2023

Terry Broberg, our Director of Membership, has started taking dues for the 2023 year. I hope each of you will join us again for another event-filled year. I would like to encourage everyone to get your 2023 dues paid as soon as possible. Your dues are what enable us to rent our great meeting facility, provide equipment like the new multiple camera system used to enable members to better view demonstrations in person and on-line, and purchase the tools and equipment we need to run demonstrations and sawdust sessions. The dues for 2023 is only \$45 for the entire year and that is for your whole family.

You can either pay your dues at the meeting, with the form on page 11, or an even easier method is to do it online through the members only tab on the [SPSW website](https://www.spsw.org).




### October Demonstrator - Dale Larson

Dale Larson lives in Gresham, Oregon and has been turning wood for 43 years. He specializes in turning bowls from local hardwoods, including Pacific Madrone and Big Leaf Maple. His work is both functional and beautiful and much admired by collectors and wood workers alike. His bowls can be found in private collections all over the world.

Dale has taught woodturning classes at John C. Campbell Folk School and Arrowmont School of Arts and Crafts. He has been a demonstrator at five AAW Symposiums, eight regional symposia, and numerous local chapters, as well as international events in England and Israel. He has written articles about wood and woodturning in American Woodturner, World of Wood, Woodworker West, Woodturning Design, and L'echo des Copeaux (AFTAB France).

He currently serves on the board of the Larch Mountain Country Artisans and the Board of Advisors of the AAW. In 2019, Dale was named an AAW Honorary Lifetime Member. He served on the Board of Directors of the AAW from 2009 through 2014 as Symposium chair and three years as President. He is a past president of the Northwest Chapter of the International Wood Collectors Society and a founding member and twice past president of the Cascade Woodturners in Portland, Oregon.




## 2022 CALENDAR OF EVENTS

Date	Time	Demonstrator(s)	IRD	Subject
Oct 20th	7pm	Dale Larson		Turning the perfect bowl from a log
Oct 22nd	9am	Sawdust Session		Wayne Well's Shop*
Nov 17th	7pm	Dan Stromstead		The Skinny Bowl-Riding the Bevel & Shear Scraping
Nov 19th	9am	Sawdust Session		Wayne Well's Shop*
Dec 15th	7pm	Holiday Dinner		Potluck, tool and wood giveaway
Jan 19th	7pm	Devin Garlick		How You Cut A Log Determines The Figure Of The Wood Inside Your Bowl
Jan 1st	9am	Sawdust Session		Wayne Well's Shop*
Feb 16th	7pm	Craft Fair Sales		Dan Neyens
Feb 18th	9am	Sawdust Session		Wayne Well's Shop*

\* 12012 28th Ave E, Tacoma 98445

**Note: In house demos will be broadcast on Zoom from the Fife Center. DO NOT MISS OUT! Read the ZOOM instructions on the last page.**



### A Word From Kent Horton

Hello again, this is Kent Horton with another edition of AAW Connection.

A couple of days ago I received a notice from [AAW](#) that their magazine [American Woodturner for October](#) was available online. For me this begged the question, “Is it available only online?” I generally go through my magazine and tear out the pages of articles and projects I am most interested in and put them in plastic sleeves to be put in 3-ring binders for later reference. This has cut way down on the number of magazines I collect month after month - year after year. Anyhow, I will wait and see if a print copy arrives in the next few days.

With the online magazine one has the option of downloading it and viewing it as a PDF or viewing it as an Interactive Digital Desktop version. I found the PDF version to be MUCH more user friendly while trying to read it on my Kindle. My suggestion is to try both versions and make up your own mind. Now I am wanting a print version even more.

In this edition of American Woodturner there were several articles dealing with figured wood. The article “Figure In Wood” by Dr. Seri Robinson is an excellent introduction and explanation to the question “What is figure in wood?” and some insights into the various causes of different types of figure – quilted, ribbon, curly, blister and burl. A follow-up article provides a few tips for turning figured wood to get better from this often-difficult wood; to turn and get less tear-out. Tim Wirsing advocates a two-step process of refining the work between using a very sharp gouge and sanding by using a negative rake scraper to smooth out any tool marks and tear-out to achieve a “perfect” surface prior to sanding. He is able to achieve some truly remarkable results that highlight the figure. Cindy Droza also writes an article in this issue on using dyes to make irregular grain patterns to “pop.” Wow! I am always impressed with what she produces. She employs a multi-step process of dyes and finishes to make stunning pieces of art.

As always, I encourage SPSW members to join AAW and take advantage of what it has to offer in the way of programs, classes and print materials to help make you a better woodturner.



**Just in:** You probably received the same notice I did from Jennifer Newberg at AAW, saying that your print copy of the October issue of American Woodturner has been delayed and will be arriving the week of October 17. Well, that answers my earlier question. Thanks for reading.

As always, please let me know if you have any questions or concerns. - Kent

*Kent Horton,*  
Director-at-Large  
AAW Liaison  
206-242-4432


**Support South Puget Sound Woodturners.**

When you shop at [smile.amazon.com](http://smile.amazon.com), Amazon donates.

[Go to smile.amazon.com](http://smile.amazon.com)

**amazonsmile**





### Saturday Sawdust Sessions

Our next Sawdust Session is happening on October 22nd, the Saturday after the October general membership meeting. Our last Sawdust session was spectacular with 13+ people in attendance. We had 3 lathes going and the sharpening station.

The sawdust session is an excellent opportunity for all members to come, join in the comradery of working with other members to learn a variety of new skills or improve on some old ones and share with new turners a skill they may be struggling with. We meet in a member's shop and we have 3 or 4 lathes all going at once. Wayne Wells has generously offered us the use of his shop for these activities. If you would like to attend, just join us at Wayne's. The address is 12012 28th Ave E, Tacoma 98445. It is just off 112th, between the Summit and Parkland areas.

One of our more experienced members is at each lathe showing people how to make good, clean, and safe cuts at the lathe. We can usually put the tools in the hands of people who have never turned anything before. We can also assist with learning how to sharpen tools.



Sawdust sessions are one of most valuable benefits of belonging to the SPSW. We usually have some very new woodturners, some intermediate turners who might have a project with them that they are stuck on, and some very experienced members to help anyone that needs it. We all have great time!

This is a great opportunity for everyone. If you are a new turner, please come! I guarantee you will get to make some cuts, will have a good time, and will make some great friends. Please take advantage of this opportunity and join us.


### SPSW Store October Highlight - Wave Edged Sanding Discs

Last month we introduced soft intermediate sanding pads for use between mandrels and sand paper disks. If you use these intermediate sanding pads, it makes sanding internal curves much easier. It also makes the sand paper last longer since the entire surface is in contact with the wood, and not just the outer edge. Last month, we immediately sold out and we were also running low on 3” sandpaper discs in some grits too.

This month, we will have a full array of wave-edged sanding discs in grits from 60 – 600 available again. The wave edge more readily adapts to the wood’s shape, and does not tend to dig in like some stiff round discs. They also feature a mylar reinforced backing that makes them last longer. The price on these discs is unbelievable. We will be selling 25 count packages of each grit for just \$7.00/pack!

Two other items we have introduced in the past few months have been GluBoost Fill-n-Finish kits (\$43/set) and Dyna-Glide Plus dry lubricant spray (\$15/can).

Feedback from purchasers on each of these items we have introduced has been universally positive. We will have these items as well as our usual inventory available for purchase at the meeting. Stop by the store sales table, and say hi. Access to these items at these prices is a great benefit of SPSW membership. I look forward to seeing you!



Keep those chips flying!

*John*


#### Store Sales Price List

Brand	Description	Unit Size	Price
<b>Adhesives</b>			
Starbond	Starbond Thin, Kit	2oz	10.00
	Starbond Instaset accelerator	2oz	4.00
	StarBond Thin, set	16oz	35.00
Insta-Set	Insta-Set Accelerator, Pump Spray	2oz	10.00
Bob Smith Industries	MaxiCure, thick Gap Filling	2oz	9.00
	Maxicure Medium, Gap Filling	2oz	9.00
	20 minute cure epoxy resin	13oz	12.00
<b>Adhesive Accessories</b>			
	Extender tips	3 ea	1.00
	Extra fine glue tips	3 ea	1.00
	Tubing (2 feet)		1.00
	CA Applicator, Fine	3 ea	1.00
	Glue Cap Replacement	ea	1.00
	SuperSolvent	2oz	7.00
	Superglue Pipettes (eye droppers)	3ea	1.00



**Store Sales Price List continued**

<b>Brand</b>	<b>Description</b>	<b>Unit Size</b>	<b>Price</b>
<b>Sanding</b>			
Woodturners Wonders	2" Sanding Disc Mandrels	ea	7.00
	3" Sanding Disc Mandrels	ea	10.00
	Wonderweave 2" disk Kit, Low Grits (60- 600 )	ea	9.00
	Wonderweave 3" disk Kit, Low Grits (60- 600 )	ea	12.00
	Wonderweave 3X8" 60-600 rit sheets Assortment	pack	5.00
	Flexible Sanding Pad	ea	8.00
	Sand Paper, Ekablue from Sweden 120 - 360 grit	2 sheets	1.00
	Green Wave Sanding Discs 3" Various grits	25 Pack	7.00
Uneeda NW	EkaMant Blue Sanding Discs 2" 80 - 1000 Grit	10 pack	3.00
	EkaMant Blue Sanding Discs 3" 80 - 1000 Grit	10 pack	4.00
	Uneeda Wet Dry Sand Paper 400 - 600 Grit	2 sheets	1.00
Uneeda Ekamant	Emory Cloth Sheets 8.5X11" (120, 180, 220, 320)	ea	1.00
Ultra Flex	Micromesh Wet/Dry Sand Paper	pack	13.00
	Micromesh Wet/Dry Sand Paper	2 pack	24.00
<b>Finishes and Finishing Materials</b>			
Doctors Workshop	Walnut and Waxpaste		10.00
	Walnut Finishing Oil		14.00
	Microcrystal Wax Bowl Finish	Pint	14.00
	Walnut Oil and Wax Woodturning Finish	Pint	14.00
	Walnut Oil/Carnuba Wax & Shellac Woodturning Finish	Pint	18.00
	High Build Friction Polish	Pint	18.00
	Pens Plus Finish	Pint	18.00
<b>Lathe and Turning Accessories</b>			
	Anchor Seal	1 Gal	18.00
	E-Z Lock Metal screw inserts, 10/bag	Pkg	5.00
	E-Z Lock Metal screw inserts, 25/bag	Pkg	13.00
Multi-Marketing Group	Index Wheel ( .75" shaft hole)		20.00
	Index Wheel ( 1.00" shaft hole)		20.00
	Index Wheel ( 1.25" shaft hole)		20.00
GluBoost	Fill n Finish kit		43.00



**YOUR SPSW OFFICERS**

**President: Fred Abeles**  
253-631-2534  
president@spswoodturners.org

**V. President: Robert Fender**  
206-229-8432  
dragonius96@comcast.net

**Secretary: Mark Gilbert**  
secretary@spswoodturners.org

**Treasurer: Kathy Garlick**  
253-204-9278  
kgcloset@yahoo.com

**Newsletter: Suzette Edwards**  
253-846-8418  
winginsue@gmail.com

**Membership: Terry Broberg**  
253-606-2190  
membership@spswoodturners.org

**Webmaster & Social Media: Tim Spaulding**  
webmaster@spswoodturners.org

**Store Sales: John Howard**  
253-370-5704

**Industry Coordinator: Pat McCart**  
253-927-5464  
industry@spswoodturners.org

**AV Coordinator & Zoom Tech: Ramon Lyn**  
904-993-8106  
avcoord@spswoodturners.org  
tech@spswoodturners.org

**Wood Rat/Program chair: Doug Reynolds**  
253-941-7985  
programs@spswoodturners.org

**Mentorship: Michael Poirier**  
mentorship@spswoodturners.org

**Director At Large: Jeff Marshall**  
206-935-5347  
atlarge2@spswoodturners.org

**Director At Large, AAW Liaison**  
Kent Horton  
scimankent@gmail.com

**Director At Large: Dave Best**  
360-893-2210  
bompadaavid@gmail.com



SPSW is a chapter of the American Association of Woodturners (AAW). Many of our members are just members of the chapter but not the American Association of Woodturners (AAW). **The AAW offers an introductory free 3-month trial membership to chapter members.** The free membership allows access to all online publications like The American Woodturner, Woodturning FUNdamentals magazine, and AAW e-newsletters.

Visit the website [www.woodturner.org](http://www.woodturner.org) (or click the link if you are an email newsletter subscriber) and look under Membership then Join Today. Scroll to the bottom of the page. The above hyperlink will also take you there. For those who prefer to do it by phone, call 877-595-9094 M-F 8:30 to 4:30 Central time.



Looking for some inspiration?  
Check out the [SPSW YouTube Channel](#)





We are collecting 2023 dues starting October. Dues for individuals or for the whole family are \$45/year. We accept cash, check, Visa®, MasterCard®, American Express®, Discover® or debit card.

This is still one of the best deals around. For just \$45 you get a monthly meeting featuring top notch presenters, an avenue to display your talents, and a forum to seek advice and ask questions. You have access to a group of mentors who can help you improve your skills.

Also, there is a monthly “open turning session” (our Sawdust Sessions) on the Saturday following the meeting. Use the membership application below and pay at the meeting or mail it to the address on membership form.

We now also have the option for you to join, renew, or just donate. We are a registered 501 (c)(3) non-profit organization. You can pay at the meeting, or online! Just go to our website ([www.spswoodturners.org](http://www.spswoodturners.org)), fill out the form, and pay with PayPal.

**AAW membership is separate from membership in the SPSW Chapter. Now is also a good time to sign up for the [American Association of Wood turners \(AAW\)](#). Annual memberships in the AAW operate on an yearly anniversary cycle, whereby your membership will start with your join date and continue until the same date the following year.**

If your level of AAW membership includes a printed copy of the American Woodturners journal, you will receive six issues starting with the issue published after you join or renew.

**South Puget Sound Woodturners (SPSW)  
Membership Application**

Name: \_\_\_\_\_ Membership:  New  
 Renewal

Address: \_\_\_\_\_

City: \_\_\_\_\_ State: \_\_\_\_\_ Zip: \_\_\_\_\_

Telephone number: \_\_\_\_\_

Email: \_\_\_\_\_

How long have you been turning? \_\_\_\_\_ AAW Member?: \_\_\_\_\_

Interest: Spindle Turning  Bowls  Vases  Segmented turning  Tool making   
Tool Sharpening  Pen Making  Other

Membership dues for South Puget Sound Woodturners are \$45.00 annually. IF paying by mail, make the check payable to South Puget Sound Woodturners (or SPSW) and mail this form to:

South Puget Sound Woodturners  
PO Box 1792  
Milton WA 98354

If paying online, [visit our website](#), fill out the online form and pay with Paypal



**Zoom Meeting** If you haven't been on Zoom before, just follow the steps below. **(If you have been in a Zoom meeting before, just start at step 3.)b.**

1. **The Zoom meeting invitation is only sent to active members.** So, if you have not paid your dues since October 2021, you will need to go to the members tab on the [SPSW website](https://www.spswoodturners.org) (spswoodturners.org) and renew your membership. Please note that it would normally cost more for just one of these demonstrations than your SPSW dues for the entire year.
  - a. Those of you who get the newsletter by snail-mail will need to get us an e-mail address where we can send your meeting invitation. Please send it to ([membership@spswoodturners.org](mailto:membership@spswoodturners.org))
2. Before the scheduled meeting, you need to go to zoom.com and download the free "Zoom Meetings" app. The Zoom download is quick, easy, and free!
3. **Information and Invitation Delivery Schedule:**
  - a. **Saturday, Oct 15th** – The Zoom Meeting Invitation will go out to our active member's distribution list.
    - i This invitation contains a link that appears in blue letters. Just click it to join the remote demo on Thursday.
    - ii Please save this where you can find it.
      1. If you don't see the invitation(s) in your inbox, then please check your "junk" or "spam" folder. If you get our newsletters, the meeting invitation should come right into your inbox.
  - b. **Wednesday, Oct 19th** – A reminder will be e-mailed to our active member's distribution list.
  - c. **Thursday, Oct 20th** - Log into the meeting between 6:30 and 7:00pm
    - i. Dale's demo will start at 7:00pm
    - ii. When you click on the link, you will be asked if you want to join with video and audio. Answer "yes" to both, then you will enter a virtual waiting room. Wait just a few seconds and one of the co-hosts will admit you into the actual meeting.
    - iii. **Note:** If you have previously downloaded the app, you may see an update is available. If you see it, please update your app. Zoom is making frequent changes to the program to strengthen security.
    - iv. Devices used to view the demo can be smartphones, tablet computers, laptops, etc. To fully participate, the device needs to have audio and a camera.

