

CHIPS &

June 2026

The latest news and updates from
South Puget Sound Woodturners

S
H
A
V
I
N
G
S



In This Issue

- [June President's Letter](#)
- [June Demo: Kathleen Duncan Trembleur](#)
- [A Word From Kent Horton](#)
- [June Store](#)
- [2026 Calendar of Events](#)
- [Workshop Space Needed](#)
- [Kaden's Cause](#)
- [Port Townsend School of Woodturning](#)
- [SPSW - Westend Woodturners Sawdust Sessions](#)
- [SPSW Officer List](#)
- [2026 Membership Renewal](#)
- [ZOOM Instructions](#)

June President's Letter By Kathy Garlick

June has arrived and so has the cottonwood. How are your allergies this year?

The May demonstrator was our very own Ethan Green demonstrating a multi-axis turned box. It was an outstanding demonstration. Thank you Ethan! June is just as exciting with the return of Kathleen Duncan. This month she will be demonstrating the Trembleur. It is sure to be a wonderful demonstration and different from last years' demo on piercing. If you have signed up for the Kathleen Duncan workshop on Friday (the 19th), it is sure to be a great one as you assemble your very own piercing system.

I mentioned last month several opportunities that we have to be out in the community. Early May we had the opportunity to have a booth at White Center's Rat City Spring Festival. Such a great time was had making tops to give out. Thank you to Brian Finch and Kent Horton for representing the SPSW on such a glorious day. On the 30th we were invited to Rockler for their 30th Anniversary celebration. We had some great help and handed out some candy and brochures and some tops for the kiddos that came in with their parents. June 13th gives us our latest opportunity to get out into the community with the Craft Fair at the Puyallup Tractor Supply on River Road. Thank you for all of those who donated items to sell, those who did a 50/50 with us and volunteered to help at the event. Thank you to all who stepped up to help out at these three events in the last month. Your efforts are greatly appreciated and you were seen. Thank you!

Another opportunity for us to give back is a rather sacred one. Ethan is coordinating a quarterly drive for child and infant urns. Please see [his article](#) on dimensions and specifications for this charity we are supporting. If you would like more information on the cause you can go to www.kadenscause.org.

We announced at the May meeting that we are looking for your help and service. We are looking for individuals who would like to be mentored in becoming a future club demonstrator. Reach out to Ed White or myself to coordinate your level of interest. Remember, you do not have to be on the Board of Directors to volunteer to help at any of our events, as a matter of fact we want you, our general membership to shine. I would love to invite you to step up at any time. My email and phone are always welcome to you and your input will be taken into consideration in future events and how this group moves forward. Thank you Ed for all of your support in making the SPSW the best it can be!

July is our Annual Picnic and Auction. There will be more information handed out at our meeting. Remember it is a Family Picnic, so bring those kiddos along for some lunch. Burgers and Pulled Pork will be provided. We will be asking for potluck sides and such so keep an eye out at the meeting for the announcement.

I know it is nowhere near September, but I would like to invite you to welcome our new Washington State Fair SPSW liaison, Ramon Lyn. He is taking over the responsibility from John Howard (thank you John for liaising with The Fair for these many years). With that being said, please consider demonstrating at The Fair this year. Each two hour shift includes two admission tickets and a free parking pass. You can work your shift and spend the rest of the day enjoying all of the festivities. Ramon will send out more info in the near future, so keep your eyes peeled.

Membership Renewal: Please see Brandi at the membership table and she can help you become up to date. Wood Rats Membership: \$10 year cash or check only.

Last but not least, there IS a President's Challenge in June. It is the 'WAVE' bowl or vessel. I look forward to seeing your works of art at the President's Challenge table.

I look forward to seeing you all at our June meeting! Be safe out there and in your shop!

Happy Turning, *Kathy*



Soft Hands

I am pleased to welcome [Kathleen Duncan](#) back to share her experience, skills and knowledge with us on June 18th. This time she will demonstrate making a Trembleur, also known as a trembler. Many of you might be scratching your head and wondering what on earth is a trembleur. Well, a trembleur is a very long, very thin spindle turning with a series of ornamental elements added in for fun along the length of the piece. In this case very long means 30" or even 42"+ if the lathe is long enough. Thin means 3/16", 1/8" or even 1/16" in diameter between each of the ornamental elements. These whimsical turnings require focus, a few simple tricks to keep things steady, and a childlike imagination. Trembleurs fall near the difficult end and certainly at the most ridiculous end of ornate spindle turning capping the space that includes Magic Wands and Finials. All these take practice to master but are well within the potential of most turners interested in spindle turning.



Kathleen will share what she calls "**Soft Hands**" needed to be successful in this endeavor. She will also discuss and demonstrate the small tools that work well for these spindle projects as well as some simple but essential jigs called "string steadies".



From my Aug 2025 Article on Kathleen:

Kathleen is an accomplished woodturner and artist who is a proud and engaged member of the American Association of Woodturners, the Cascade Woodturners and the Southwest Washington Woodturners. She served two terms on the AAW Board of Directors (2015-2020).



Kathleen's start in woodworking truly began in early childhood watching her dad, Oscar Frey, build various wooden objects. She enjoyed watching him puzzle out how to make and build the different pieces and elements of his projects. Even at an early age she was absorbing his problem-solving methods and inventiveness as he progressed on a project. One of her most cherished pieces that he made for the family is a beautiful clock that Kathleen dubs the "**Incredible Time Machine.**" She also recalls a decorative spinning wheel that dad made for mom, Margareta.

Kathleen told me, "Dad was a profoundly quiet man, he was a powerful presence in my life." They did not speak much when they were together in his shop. Kathleen recalls, "It never occurred to either one of us, that he could teach me woodworking." She suspects the 1950's ethos that separated "men's work" from "women's work" might have been at play. But, while there was no active firsthand training, the knowledge transferred, the creative passion grew and the motivation to solve problems passed through the ether to young Kathleen. She calls it, "The Sawdust Gene."

Kathleen fondly remembers her youth growing up in West Seattle two blocks from the Puget Sound. She especially enjoyed weekends visiting the family place on Lost Lake near Shelton, WA when she was about eleven through high school. Her brother and sister still maintain the family cabin. Growing up she spent much of her free time out in nature. During her outdoor adventures, the sights and ways of nature captured her imagination. The flowing patterns of water in Puget Sound, the shapes of leaves and seaweed as well as the patterns and shapes of butterfly wings all seeped into her soul filling a reserve of natural inspirations so useful to a future artist.



continued on the next page

continued from page 3

Cultural expectations continued to shape her life as an adult, including marriage, raising the children and supporting her now former husband's career. Kathleen quietly yearned to use her intelligence and creativity beyond these traditional roles. Though she constrained her pursuit of education for 15 years, until the children reached a certain level of independence, she doggedly pursued her education in computer science. Completing her bachelor's degree opened the opportunity of employment through WSU and enabled her to economically complete a master's degree in computer science while working.

Years before moving to Vancouver, she and her friend Lillian from the local weaving group decided to make their own weaving looms. They designed and built their 8-harness jack looms. For this effort, she was finally able to put her dad's Shopsmith to good use. There were no turned elements, but since neither

had a router, the drill press mode was used to drill out a 45" slot. Once the different pieces were complete, they began assembly by laying out the frame on her kitchen floor. Conveniently, the floor tiles provided a square reference grid for the layout.



Kathleen refers to this loom as the Duncan-Young Plagiarism Loom. Weavers sometimes leverage the designs of existing looms to guide the fabrication of their own looms. On somewhat of a whim, she decided to enter the completed loom in the Whitman County Fair. Her son joined in by entering a Lego construction. They both won blue ribbons for their entries, and each received a \$2 prize.

This was the turning point, pun intended; The loom project helped Kathleen realize how much she enjoyed woodworking. After making the loom, the Shopsmith became her first lathe. In 2004, she took her job from the Pullman campus to the Vancouver campus. Though she lived close to the local WSU campus, literally in her backyard, Kathleen worked hard to keep work life separate from non-work life by pursuing woodturning.

While she did her best to draw on her absorbed knowledge and the spirit of her father to teach herself to turn, she decided to seek assistance. Kathleen was fortunate, like so many of us 'turners' in the Pacific Northwest, she discovered a local treasure. Reaching out to a somewhat local woodturning group, the Northwest Woodturners in Portland, she found out that the Cascade

Woodturning group was closer to her home. She quickly found the necessary assistance and a wonderful community of generous woodturners to boot. Kathleen has woodturning friends from around the world.

I asked Kathleen what her favorite turned piece was. Her initial reply was, "The latest thing I did is my favorite." Then she followed up with, "My first little bowl. It was green turned and not well turned. That little bowl is a gem to me." I also asked her whether she considered herself to be an artist or a craftsman. She quickly replied, "a craftsman." She added, "As a craftsman you get to try different things, different experiments."

She has long considered her shop as her safe place and a place for therapy.



This will be a fun demonstration!

Helping Members Turn Better Every Day.

Ed White

SPSW –VP & Program Director

A Word From Kent Horton AAW Liason

Hello again, this is Kent Horton your SPSW/AAW liaison with another addition of “As the AAW turns.” My ultimate goal as your AAW representative is to increase SPSW membership in the AAW (after all we are an affiliated club of the AAW.)

By the time you receive this newsletter, the AAW 2026 Symposium in Raleigh, North Carolina will, probably, have concluded, but those of you who have registered for the Virtual Symposium will still be able to watch those video presentations until September 24th. The lineup for this virtual event includes some truly remarkable woodturners. Take a look and plan to set aside dedicated time to watch

At our last meeting on May 21st, Ethan Green shared some information regarding [Kaden’s Cause](#), a foundation whose purpose is to support families affected by the tragic loss of a child. To this end, woodturners have the opportunity to turn and donate cremation urns appropriate for children. As far back as I can remember, my Grandmother had a set of bronzed baby shoes with the inscription “Gilbert” on the base. When I was old enough to read, I asked “Who’s Gilbert?” She replied “Baby Gilbert was my son who died before your father was born. He would have been your Uncle. Not a day goes by when I don’t think about him and wonder what kind of man he would have been.” Those little baby shoes were a real comfort for my Grandmother, and I think the same could be said for the cremation urns we, as turners create. I have spent some time on my computer looking at the many variations in styles and sizes that these urns can be made. The club is currently looking into obtaining brass threaded rings so the tops can be screwed on. One source has 2 1/2 inch rings available for about \$25.00. Even with a discount, this makes them rather expensive. One video I watched used modified threaded PVC fittings at a much more reasonable cost – or perhaps learn to cut wooden threads on your lathe and make your own inserts. No matter which way one chooses to go, the cause is well worth supporting. Different AAW clubs support a variety of great causes that involve woodturning, such as making wig stands for women undergoing cancer treatments, or [Beads of Courage](#) boxes for children facing serious medical issues, or turning bowls for local Empty Bowls programs. Kaden’s Cause is another was that we, as woodturners, can use our skills and support yet another important cause.




Wig Stand

I encourage you to refine those box making skills (perhaps multi-sided?) or hollow form skills to help support this program. Perhaps in the not-too-distant future we can arrange to have a demonstration focused on turning and finishing one of these cremation urns.

Yours in turning,
Kent Horton,
 Director-at-Large
 AAW Liaison
 206.909.2701
aawdirector@spswoodturners.org

Phil Dotson
 Maple & Olive



Walnut & Maple

Birch



Ashley Sherrill



Ethan Green
Eastern Red Cedar.

Ugly Wood



Don Norton



Cherry

June Store

As I write this, I'm away from my office. But I want to let everyone know we will be at the June meeting with a full array of our normal Store Sales wares. Please take advantage of all our great turning supplies and accessories.

John Howard


[Store product list is on page 13](#)

Ken Richardson
Maple



Maple

Pat McCart
Cherry



2026 Calendar of Events

Date	Time	Demonstrator(s)	IRD	Subject
June 18th	7pm	Tremblers (Trembleurs)		Kathleen Duncan
June 20th	9am	Sawdust Session		Wayne Wells' Shop*
Jul 16th	7pm	Devin Garlick		Optimal Wood Harvest for Interesting Figure
July 18th	9am	Sawdust Session		Wayne Wells' Shop*
Aug 20th	7pm	Craig Timmerman		Arched Bowl
June 20th	9am	Sawdust Session		Wayne Wells' Shop*

* 12012 28th Ave E, Tacoma 98445

WANTED

**WORKSHOP SPACE
FOR SPSW CHAPTER
SPONSORED CLASSES
IDEALLY HAS ROOM
FOR 8 STATIONS,
ONSITE PARKING AND
LOCATED SOMEWHAT
CENTRAL WITHIN
SPSW TERRITORY.
CONTACT ED WHITE
WITH SUGGESTIONS
eswhitearts84@outlook.com**



Doug Reynolds
Wave Bowls



Herb Gains
Apple & Resin

Kaden's Cause



Our president Kathy Garlick learned of Kaden's Cause from her relationship with AAW. [Kaden's Cause](#) is a Florida-based non-profit that supports families affected by the tragedy of losing a child by assisting low-wealth individuals and families with funding to cover funeral/cremation costs, and spread kindness throughout our communities. We, the South Puget Sound Woodturners, have the opportunity to support Kaden's Cause by providing urns for them to distribute to folks who have suffered unimaginable loss.

With requests for five to seven urns each week, there is always a need for more. Their perfect urn will have a threaded lid and will accommodate a range of 5 to 60 cubic inches. That's equal to about a half-cup to a quart. The wood and finish can be whatever one has available. These are lifelong memorials to the infants and small children that they have loved and lost. Because the urns are made with love and are works of art the families are reminded that their child's life mattered not only to them but to others.

Our current idea is to collect urns at quarterly intervals to send to Florida in one package to minimize shipping cost.

Ethan Green





Emmy Gran here, the Communications and Marketing Manager at the [Port Townsend School of Woodworking](#) out in Port Townsend, WA, on the beautiful Olympic Peninsula. I wanted to let you know about some courses coming to PTSW in 2026 that might interest your club members. We offer a range of turning and many other woodworking courses in a weeklong or weekend format. You can see our [full course catalog here](#).

Following are some turning courses that require some skills that should be particularly interesting to your members:

[Bowl Turning: Developing Fine Design, Form, and Finesse](#) with Matt Monanco, June 11-15, 2026

[Introduction to Turning II: Bowls](#) with Tim Lawson, June 13-14, 2026

[Hollow Form Turning](#) with Tom Henscheid, November 30- December 4, 2026

And here are some other woodturning courses that would be fun and are open to all skill levels:

[Woodturning: Form, Texture, and Finish on Vessels](#) with Elizabeth Weber, June 20 -24, 2026

[Turn/Ting: When Turning and Printmaking Collide](#) with Beth Ireland, October 12-16, 2026

Please pass along these opportunities to your membership. Let me know if you have any questions.

Happy turning!

Emmy Gran
Communications and Marketing Manager
Port Townsend School of Woodworking

Gary Amerson
 Maple Burl



Roy Lane
 Maple



JoAnn Amberg
 Cherry



SPSW - Westend Woodturners
 ~ **Come Get Better** ~ **Sawdust Sessions**

New to woodturning? Want to improve your turning?

Stuck with a current turning project?

Come join us at The Chuck Stop! (shop)

Host: Chuck Burke

Location: 15511 Bandix Rd. SE Olalla, WA 98359.

When: First Saturday of the month from 1PM to 4PM.

Chuck Burke, Ethan Green & Ed White

Contact Ed White – eswhitearts84@outlook.com
 to join the SPSW Westend mailing list

Meeting Location and Time:**

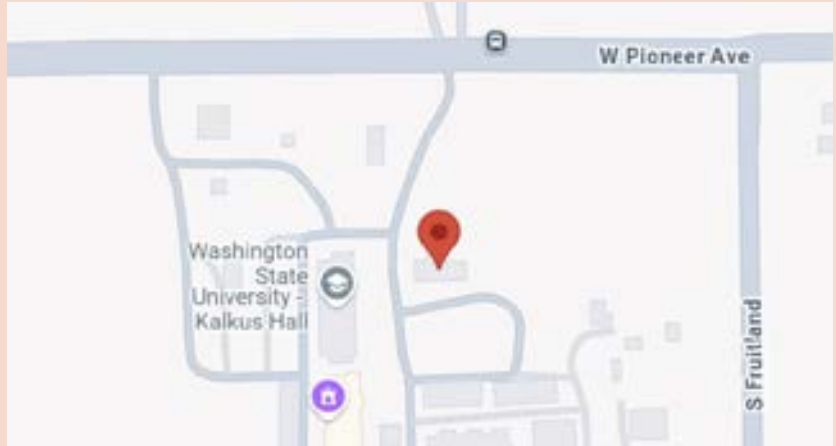
WSU Extension in the D.F.Allmendinger Center
2607 W Pioneer Ave, Puyallup WA 98371

Social Hour 5:30 – 6:30 pm (bring your show-and-tell, President’s Challenge or just mingle)

Meeting Starts 6:30 – 7:00 pm
(Announcements, show-and-tell, President’s Challenge, etc.)

Demonstration 7:00 – 8:30

**If you would like to help with the set up or clean up, please plan to come at 5 or stay after and help to clean up.



Kent Horton
Madrone

Jim Robson
Garry Oak



Newsletter Changes Needed?

Do you read the newsletter? Are there things that would improve the newsletter? Do you have suggestions? I would love to hear from you. When asked at the meeting in April who read the newsletter, there wasn’t much of a response. Perhaps there are things you would prefer to see or not see. Please let me know.

Email me at newsletter@spswoodturners.org

A great deal of effort is put into making this an informative and enjoyable newsletter. Help us make it better.

Suzette Edwards



Ted Metcalf



SPSW is a chapter of the American Association of Woodturners (AAW). Many of our members are just members of the chapter but not the American Association of Woodturners (AAW). **The AAW offers an Affiliate Membership (free 3-month trial membership.)** The free membership allows access to all online publications like The American Woodturner, Woodturning FUNDamentals magazine, and AAW e-newsletters.

Visit the website www.woodturner.org (or click the link if you are an email newsletter subscriber) and look under Membership then Join Today. Scroll to the bottom of the page. The above hyperlink will also take you there. For those who prefer to do it by phone, call 877-595-9094 M-F 8:30 to 4:30 Central time.

VOLUNTEER OPPORTUNITIES

Show and Tell

At the meetings, we could use a hand with our show and tell, getting items in front of the cameras and also making sure that during our demonstrations that a microphone is available to audience members for questions so all can hear, even those at home.

Store



We would like to have a few more volunteers to be able to fill in when needed for the Club Store so it isn't too much for John. If you are familiar with how the Square card reader works is a bonus for us all!

AV Assistance

We could use a couple of extra hands with our AV/Zoom with Ramon Lyn. Set up and take down takes a lot of time for one person causing us to start a little late each month and getting out of the building after our meetings. Ramon is happy to train you on set up and take down to store our cameras and equipment.



Participation Tickets

Want more chances for prizes at the December meeting?
If you participate in **Show and Tell**, **Wood Donation**, or **Set-up / Clean-Up**, make sure you fill out a participation ticket.

Support the Businesses that Support SPSW

(Image is a link to the site)

Selling Premium
Hardwood Lumber



10% Discount for SPSW
cardholders



A Family Owned
Business Since 1996



Woodcraft of Seattle



10% Discount for SPSW cardholders

Expert Industrial
Sharpening Solutions for
Every Blade



5% Discount for
SPSW cardholders

Title	Name	Phone	Email
President	Kathy Garlick	253-204-9278	president@spswoodturners.org
Vice President / Program Chair	Ed White	206-218-3797	programs@spswoodturners.org
Secretary	Mark Gilbert		secretary@spswoodturners.org
Treasurer	Jim Funk		treasurer@spswoodturners.org
Newsletter	Suzette Edwards	253-341-7855	newsletter@spswoodturners.org
Membership	Brandi Lowrance	253-219-5682	membership@spswoodturners.org
Webmaster & Social Media	Tim Spaulding		webmaster@spswoodturners.org
Store Sales	John Howard	253-370-5704	storesales@spswoodturners.org
Industry Coordinator	Ethan Green	360-801-1299	industry@spswoodturners.org
AV Coordinator & Zoom Tech	Ramon Lyn	904-993-8106	avcoord@spswoodturners.org tech@spswoodturners.org
Wood Rat	Devin Garlick	253-457-0633	wood_rat@spswoodturners.org
Mentorship	Michael Poirier		mentorship@spswoodturners.org
Director at Large: AAW Liason	Kent Horton	206-909-2701	aawdirector@spswoodturners.org
Director at Large	Pat McCart	253-370-8986	atlarge@spswoodturners.org
Director at Large	Jim Higgins	206-870-4107	atlarge2@spswoodturners.org



**Looking for some inspiration?
Check out the
[SPSW YouTube Channel](#)**

2026 Membership Renewals



If you enjoy SPSW please take the time to renew your membership.

The dues for 2026 are only \$55 for the entire year and that is for your whole family.

Brandi Lowrance, our Director of Membership, is taking dues for the 2026 year. I hope each of you will join us again for another event-filled year. I would like to encourage everyone to get your 2026 dues paid as soon as possible.

Your dues are what enable us to rent our great meeting facility, provide equipment like the new multiple camera system used to enable members to better view demonstrations in person and on-line, and purchase the tools and equipment we need to run demonstrations and sawdust sessions.

You can either pay your dues at the meeting, or an even easier method is to do it online through the members only tab on the [SPSW website](#).

We are now collecting dues for 2026. Dues for individuals or for the whole family are \$55/year. For new members, the dues are prorated from the month you join. We accept cash, check, Visa®, MasterCard®, American Express®, Discover® or debit card.

This is still one of the best deals around. For just \$55 you get a monthly meeting featuring top notch presenters, an avenue to display your talents, and a forum to seek advice and ask questions. You have access to a group of mentors who can help you improve your skills.

Also, there is a monthly “open turning session” (our Sawdust Sessions) on the Saturday following the meeting. Use the membership application below and pay at the meeting or mail it to the address on membership form.

We now also have the option for you to join, renew, or just donate. We are a registered 501 (c)(3) non-profit organization. You can pay at the meeting, or on-line! Just go to our website (www.spswoodturners.org), fill out the form, and pay at that time.

AAW membership is separate from membership in the SPSW Chapter. Now is also a good time to sign up for the [American Association of Wood turners \(AAW\)](#). Annual memberships in the AAW operate on an yearly anniversary cycle, whereby your membership will start with your join date and continue until the same date the following year.

If your level of AAW membership includes a printed copy of the American Woodturners journal, you will receive six issues starting with the issue published after you join or renew.

SPSW Membership Application

Membership Year 2026

- New Membership
 Renewal

Name (Please Print) _____

Address: _____

City: _____ State: _____ Zip: _____

Phone: _____ Email: _____

How long have you been turning? _____ AAW Member?: Yes / No

- Areas of Interest:** Spindle Turning Bowls Vases Segmented turning Tool making
 Tool Sharpening Pen Making Other

Membership Dues \$55

- \$55 Family Membership** includes: Chapter & Zoom monthly meetings, Sawdust & Mentoring sessions, free focused clinics, members only website access, annual picnic & auction, holiday dinner & prizes.

- \$55 Gift of a Family Membership**

If Paying by mail, make checks payable to South Puget Sound Woodturners or SPSW and mail this form to:

South Puget Sound Woodturners
PO BOX 1792
Milton WA 98354

Office Use
Only:

Payment Type:

- Check
 Cash
 Credit

Store Product List

Brand	Description	Unit Size	Price
Adhesives			
Starbond	Accelerator	8 oz.	13
	Accelerator Pump	2 oz.	9
	Brown Medium CA	2 oz.	16
	Instaset Accelerator	2 oz.	9
	Medium Black 2 oz. Kit	2 oz.	16
	Medium, Kit	Ea	10
	Thick Kit 2 oz.	Ea	10
	Thin, kit	2 oz.	10
	Thin, Set	16 oz.	35
Bob Smith Industries	20 Minute Cure Epoxy Resin	13 oz. kit	12
	Maxi-Cure Extra Thick, Gap Filling	2 oz.	9
	Maxi-Cure Medium, Gap Filling	2 oz.	9
Insta-Set	Insta-Set Accelerator, Pump Spray	2 oz.	10
Adhesive Accessories			
	CA Applicator, Fine	3 qty	1
	CA Extra Fine Glue Tips	3 count	1
	CA Replacement Glue Caps	Ea	1
	Extender Tips	Qty. 3	1
	Super Solvent	2 oz	7
	Superglue Pipettes (Eye Droppers)	Qty 3	1
	Tubing	2ft. .	1
Sanding			
Woodturners Wonders	Flexible Sanding Pad Woodturners Wonders	Ea	8
	Green Remover Smoother (2" oversized)	25 Pack	4
	Green Wave Mylar Backed Mylar Backed Sanding Disks (2" oversized)	25 Pack	6
	Green Wave Mylar Backed Sanding Disks (3" Oversized)	25 Pack	7
	Intermittent Hook & Loop Pad, 2-inch	Ea	4
	Intermittent Hook & Loop Pad, 3-inch	Ea	5
	Mandrels, Sanding 2"	Ea	7
	Wonder Weave 2" Disc Kit, Low Grits 60 - 600	40 Discs	9
	Wonder Weave 3" Disc Kit, High Grits (800-3000)	25 Pack	5
	Wonder Weave 3" Disc Kit, Low Grits (60-600) 60 - 600	40 Discs	10
	Wonder Weave 3"x 8" Sand Paper 60-600 grits, assortment	Pack	5
Uneeda NW	Ekablue Sand Paper From Sweden, 120 - 360 grit	2 sheets	1
	EkaMant Blue Sanding Discs 2" 80 - 400 grit	10 Discs	1
	EkaMant Blue Sanding Discs 3" 80 - 400 grit	10 Discs	4
	Emory Cloth 8.5"x11" Sheet 120, 180, 220, 320	2 sheets	1
	Wet/Dry 8.5"x11" Sandpaper 400 or 600 grit	4 Pack	3
	Mandrels, Sanding 3"	Ea	10
Ultra Flex	Micro Mesh Wet/Dry 3"X6" Sheets	12 Pack	24
	Micro Mesh Wet/Dry3"X6" Sheets	6 pack	13

continued next page

store product list continued...

Brand	Description	Unit Size	Price
Finishes and Finishing Materials			
Doctor's Woodshop	Cutting Board Wax	4 oz	12
	High Build Friction Polish	Pint	18
	Pens Plus Finish	Pint	18
	Walnut Oil	Ea	14
	Walnut Oil / Carnuba / Shellac	Pint	18
	Walnut Oil / Wax	Pint	14
	Walnut Oil Microcrystal Paste Wax	Jar	10
	Walnut Oil Microcrystalline Bowl Finish	Pint	14
GluBoost	Fill n Finish Kit	ea	43
Lathe and Turning Accessories			
	Nomar Grinder Angle Gauge	Ea	5
	Anchor Seal w/Can	1 Gallon	24
	Anchor Seal w/o Can	1 Gallon	20
	E-Z Lock Inserts QTY 10	Pkg	5
	E-Z Lock Inserts QTY 25	Pkg	13
Multi-Marketing Group	DynaGlide Tool Lube	Ea	16
	Index Wheel for 3/4", 1" or 1-1/4" spindle	Ea	20



1. **The Zoom meeting invitation is only sent to active members.** So, if you have not paid your dues since October 2025, you will need to go to the members tab on the [SPSW website](https://www.spsw.org) (spswoodturners.org) and renew your membership. Please note that it would normally cost more for just one of these demonstrations than your SPSW dues for the entire year.
2. Before the scheduled meeting, you need to go to zoom.com and download the free “Zoom Meetings” app. The Zoom download is quick, easy, and free!
3. **Information and Invitation Delivery Schedule:**
 - a. **The Wednesday the week before the meeting** – The Zoom Meeting Invitation will go out to our active member’s distribution list. (This is if we get the link by then)
 - i This invitation contains a link that appears in blue letters. Just click it to join the remote demo on Thursday.
 - ii Please save this where you can find it.
 1. If you don’t see the invitation(s) in your inbox, then please check your “junk” or “spam” folder. If you get our newsletters, the meeting invitation should come right into your inbox.
 2. If you did NOT get the email, the link will be posted on the SPSW website under For Members/Zoom Meeting Link
 - b. **The Saturday before the meeting.** – A reminder will be e-mailed to our active member’s distribution list.
 - c. **The day of the meeting** - Log into the meeting by 6:30pm
 - i The demo will start at 7:00pm
 - ii When you click on the link, you will be asked if you want to join with video and audio. Answer “yes” to both, then you will enter a virtual waiting room. Wait just a few seconds and one of the co-hosts will admit you into the actual meeting.
 - iii **Note:** If you have previously downloaded the app, you June see an update is available. If you see it, please update your app. Zoom is making frequent changes to the program to strengthen security.
 - iv Devices used to view the demo can be smartphones, tablet computers, laptops, etc. To fully participate, the device needs to have audio and a camera.