

CHIPS &

May 2023

*The latest news and updates from
South Puget Sound Woodturners*



S
H
A
V
I
N
G
S



Ken Conte

Levitating
Spheres

In This Issue

- [May President's Letter](#)
- [May Demo - Ken Conte - Levitating Spheres](#)
- [A Word from Kent Horton - AAW Liason](#)
- [Volunteer Needed](#)
- [Fair Demos](#)
- [May Store - Index Wheels](#)
- [SPSW Officer List](#)
- [Glenn Lucas Demo Review](#)
- [Update on Fred](#)
- [Membership Renewals](#)

May Presidents Letter by Robert Fender VP



Hello all you great SPSW members! Fred is still laid up but he is improving steadily and all our prayers are definitely with him and his family during this very trying time. Hopefully Fred will be back with us soon and be back to his old self. If you missed the go fund me option for Fred and family, it is now shut down but you could donate directly.

April Meeting

April Was a very special meeting indeed, we had the fantastic opportunity to get an exceptional presentation by Glenn Lucas on wide rim bowls. Glenn not only gave a great presentation but did it in such a great manner that all could understand it and not feel it was over their heads or that they were being talked down to. He answered questions and left nothing unanswered. He had examples and showed how things were done and explained all in very clear and exact terms and steps.

Sawdust Session

We had a great experience with our Sawdust session in April. There were about a dozen participants showing up to complete or help with projects or mentor those that were seeking help. Some were just plain seeking guidance and new knowledge about turning on a lathe.

Get Involved, Show Off Your Skill!

We are still looking for volunteers for our mini-symposium for our September 21 meeting. We have volunteers for pen turning, tool handle turning, and baby rattles but could still use more to round out the knowledge for all to add to their abilities and improve their own personal abilities at turning.

AAW Liaison

Have you been following [Kent Horton's great articles about AAW](#)? He has been doing a lot of research and effort and then passing along the great discoveries and information. Be sure to read it to increase your own personal knowledge. If you missed some, remember, the newsletters are also on the website under members only/ Newsletters.

Robert

Funeral Mass for Edlee Quesnell

Edlee Quesnell was an active and long-time member of the SPSW. Many of our more senior members may remember Edlee because he and Julie purchased Ted Bartholomew's house and continued offering woodturning classes there after Ted's death many years ago. Also, a lot of the exotic wood we sold at last year's auction was donated by Edlee and his wife, Julie Blakemore-Quesnell.

Sadly, Edlee passed away in late January after a long fight with ALS. Julie has scheduled his funeral mass for 11:00 AM on June 1st at St. Vincent de Paul Catholic Church at 30525 8th Avenue S. in Federal Way, WA 98003. There will be a lunch/ reception after the service. Please join us there if you are able.



May Demonstrator - Ken Conte

Ken took up woodturning in 2008 and has been a member of the AAW and the Woodturners of Olympia since then. He has served on the Board of the Woodturners of Olympia since he started turning and served as Club President from January 2014 through June 2018. Ken has lived and worked in Olympia most of his life. He retired in 2013 after a 35-year career in Washington State government.

In addition to general turning, Ken has always enjoyed finding ways to displays spheres. A few years ago, he took on the challenge of developing a method to make a sphere float in air. This led to him writing an article for the August 2022 edition of [American Woodturner](#) titled Levitating Spheres.


Ken’s demonstration will show how he uses electromagnets and dipole magnets embedded in his turnings to make a sphere float in air. Due to time constraints, he won’t actually turn a sphere but, instead, will focus mostly on the steps he takes to prepare a sphere blank, dividing it in two and embedding a magnet in what will become the bottom of a sphere. He will discuss making the base that holds the electromagnet but, in less detail as it requires only basic woodturning skills.



Members who haven’t turned spheres might want to watch a video or two on the subject. It would make it easier for you to understand Ken’s demonstration.

Scan this code to watch a video by Ken

NOTE: You WILL have to be an AAW Member to see the video



2023 Calendar of Events

| Date | Time | Demonstrator(s) | IRD | Subject |
|-----------|------|-----------------|-----|---|
| May 18th | 7pm | Ken Conte | | Levitating Spheres: From American Woodturner Aug 2022 |
| May 20th | 9am | Sawdust Session | | Wayne Well’s Shop* |
| Jun 15th | 7pm | Russell Neyeman | | Airbrush for Turners |
| Jun 17th | 9am | Sawdust Session | | Wayne Well’s Shop* |
| July 22nd | 7pm | | | SPSW’s Annual Wood Auction |
| Aug 17th | 7pm | Eric Loftstrom | | Turning a multi-axis character |
| Aug 19th | 9am | Sawdust Session | | Wayne Well’s Shop* |

* 12012 28th Ave E, Tacoma 98445

Note: In house demos are broadcast on Zoom from the Fife Center. **DO NOT MISS OUT!** Read the ZOOM instructions on the last page.

A Word From Kent Horton

Hello again, this is Kent Horton, your AAW/SPSW liaison. As always, my mantra
 “If you are serious about improving your turning skills, you owe it to yourself to join AAW.”

First, the bad news, if you were planning on attending this years’ AAW International Symposium in Louisville, Kentucky on June 1-4, and have not yet registered, you have lost out on the \$55.00 early registration discount. Perhaps next year in Portland you can take advantage of this offer. I have been watching the promotional videos showcasing the many demonstrations being presented, the list of vendors who will be displaying their wares and the many other activities that will be offered and I am all the more excited about attending next year in our own backyard – Portland. As much as I really wanted it to be held here in Seattle, alas the Seattle Convention Center was out of reach for AAW’s budget. DAMN! I can still hope for the future.

Three articles that caught my attention in the April issue of “American Woodturner” were each by world-class turners I have followed for a while. Jim Echter on turning duplicates, Beth Ireland on turning long thin items and Pat Carroll on turning hollow forms. All of these topics are ones I have struggled with. As I understand it, the key to turning duplicates is to create a story stick that defines exactly what you envision as a final product – including measurements for each and every bead, cove and step along a spindle and/or cross grain project. Then it becomes a process of transferring those same measurements onto the second, third or however many of those objects you want to make. (straight forward, but easier said than done.) I have several maple bowl blanks that I have prepared with a “wave” of contrasting walnut veneer as presented in a IRD a while back by John Beaver. I have wanted to make a set of matching salad bowls but have held off not knowing how to get started with making duplicates of each other. Now I don’t have an excuse. I’ll let you know how it goes.



Beth Ireland offers practical tips for turning long thin items that need additional support in the middle to keep from “whipping” and therefore impossible to turn. The two methods she advocates (when using a steady-rest is not feasible) is to use a leather glove with the finger tips cut off to support the work or to use a “hook” that is secured to the lathe bed with a wedge. Positioning the hook is quicker and easier than having to constantly adjust a steady-rest.

Turning a hollow form can be a scary proposition (at least with my limited experience) – particularly when trying to get an even wall thickness when you can’t see what is happening. I constantly worry about getting too thin and blowing out the side. Mr. Carroll’s recommendation of practicing with your hollowing tools on open forms (such as a bowl) to begin with to learn how these tools work before moving on to closed hollow forms is a really good suggestion. For anyone contemplating doing some hollow form turning – I recommend this article and would love to see hollow form objects at the “Show and Tell” portion at future club meeting.

I would love to hear from any SPSW club members who are going to Louisville for the upcoming AAW symposium and talk to me about your experiences and impressions of the event. .

Thanks for reading.

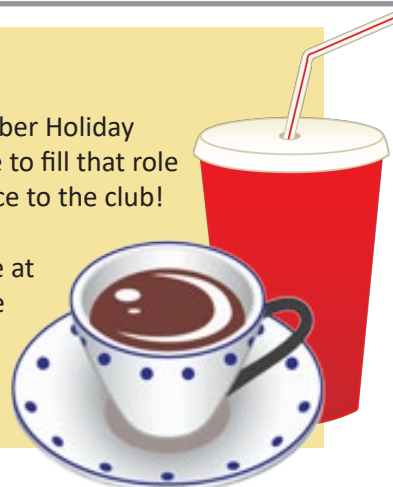
Kent Horton,
 Director-at-Large
 AAW Liaison
 206-242-4432

Volunteer Needed

Les Young, who has provided coffee and drinks for both our December Holiday Dinner meeting and our July Picnic/Wood auction, is no longer able to fill that role for us. We all owe Les a very big thank you for all his years of service to the club!

We need someone to volunteer to step into that role.

If you would be interested in filling that position, please contact me at 253-370-5704, or see me at the meeting so that I can get the coffee pot, coffee, napkins, plastic dinnerware, etcetera all well packed in totes transferred to you.



SPSW Fair Demos

For many years, the SPSW has participated in Hobby Hall woodturning demonstrations at the Washington State Fair. What happens is that members sign up for a 2-hour shift. The club provides a lathe, safety shield, and promotional materials, and teams of 2 members demonstrate woodturning for fair goers. You bring your own tools and wood, but the club provides everything else that is needed. Volunteering earns passes for free fair admission and a free parking pass for any of the fair lots, including the employee lots.

We will have our midi-lathe there, with a protective shield. All demos will be on Stage C in the Hobby Hall. All you need to do is bring some examples of your work, your tools, and wood for your project. More detailed information will be sent to all demonstrators. Most make tops, which are a quick and easy project. We usually give them to the kids that stop by the booth. However, others have done pens, bowls, and other smaller projects that can be completed in just a couple of hours. More detailed information will be sent to all demonstrators as we get closer to fair time.

These demos are the most fun when you have constant traffic and lots of people attending the fair. Therefore, we have scheduled dates for our days at the fair on Labor Day and weekends.

The dates we have available are:

| Day | Date | Times | Names |
|----------|---------|--------------|--------------------------|
| Friday | 9/1/23 | 3:00-5:00pm | Pat McCart & John Howard |
| Sunday | 9/3/23 | 12:00-2:00pm | |
| Sunday | 9/3/23 | 3:00-5:00pm | |
| Monday | 9/4/23 | 12:00-2:00pm | |
| Monday | 9/5/23 | 3:00-5:00pm | |
| Saturday | 9/9/23 | 12:00-2:00pm | |
| Saturday | 9/9/23 | 3:00-5:00pm | |
| Saturday | 9/16/23 | 3:00-5:00pm | |
| Sunday | 9/24/23 | 12:00-2:00pm | |
| Sunday | 9/24/23 | 3:00-5:00pm | Pat McCart & John Howard |


Note, all are on Stage C in the Hobby Hall

Last year, we had more volunteers than slots for them. We have a few more slots this year, but they will go fast. So if you would like to demonstrate woodturning at the fair, please let me know. I will try to pair new people with those that have done this before. But if you have a specific date you prefer, or a specific person you would like to demo with, please let me know. You can call me, John Howard, at 253-370-5704.

Update on Fred

As most of you know, SPSW President Fred Abeles took a bad fall in that last ice storm event. He hit hard enough to fracture his skull, and since then has been in the hospital for several weeks, followed by rehab. Since then he has been home, undergoing physical therapy, but progress has been slow.

I spoke to Fred's wife, Donna, on April 30th and was heartened to hear that he was finally able to get to a neurologist and get a follow-up CT scan where it was determined that some of Fred's ongoing issues are related to having too much cerebral-spinal fluid in the brain area. The good news is that now that they know the real problem, they think that it is treatable! We will keep you updated as we learn more.



Figured Maple



Spalted Maple



Walnut, Maple and Padauk

Works by John Howard



Ash & Maple



SPSW Store April - Segmenting Index Wheel

Good news – We’re back!

In May, the SPSW will again host our regular hybrid meeting at our regular meeting place, the Fife Community Center.

The store sales table will be there with all our regular abrasives, adhesives, finishes, and turning accessories that we always carry.

Each month, I try to highlight an item. This month it is our segmenting index wheel. Some lathes, including mine, have complex indexing devices that make it difficult to mark projects into equal segments for later carving, pyrography, or coloration, such as spirals or basket weave designs. We sell an ultra-simple \$20 index wheel that attaches to the powerhead spindle on your lathe that makes spacing designs simple and easily understood. All you need is the index wheel, which is matched to your spindle size, and a simple-to-construct indexing jig. I’ll bring mine to the meeting so you can see how this simple jig is made. We also have plans available for the jig at <https://www.docgreenwoodturner.com/indexwheel.html>

Keep those chips flying!

JOHN

Store Sales Price List

| Brand | Description | Unit Size | Price |
|-----------------------------|-----------------------------------|-----------|-------|
| Adhesives | | | |
| Starbond | Starbond Thin, kit | 2 oz | 10.00 |
| | Starbond Instaset accelerator | 2 oz | 4.00 |
| | StarBond Thin, set | 16 oz | 35.00 |
| | Accelerator, Pump | 2 oz | 9.00 |
| Bob Smith Industries | MaxiCure, Extra Thick Gap Filling | 2 oz | 9.00 |
| | Maxicure Medium, Gap Filling | 2 oz | 9.00 |
| | 20 minute cure epoxy resin | 13 oz Kit | 12.00 |
| Insta-Set | Insta-Set Accelerator, Pump Spray | 2 oz | 10 |
| Adhesive Accessories | | | |
| | Extender tips | 3 ea | 1.00 |
| | Extra fine glue tips | 3 ea | 1.00 |
| | Tubing (2 feet) | | 1.00 |
| | CA Applicator, Fine | 3 ea | 1.00 |
| | Glue Cap Replacement | ea | 1.00 |

Looking for some inspiration?
 Check out the [SPSW YouTube Channel](#)

Store Sales Price List continued

| Brand | Description | Unit Size | Price |
|---|---|-----------|-------|
| Adhesive Accessories Continued | | | |
| | SuperSolvent | 2 oz | 7.00 |
| | Superglue Pipettes (Eye Droppers) | 3 ea | 1.00 |
| | Superglue Pipettes (eye droppers) | 3ea | 1.00 |
| Sanding | | | |
| Woodturners Wonders | Toughy Tapered Sanding Disc Mandrels 2" | ea. | 7.00 |
| | Tuffy Tapered Sanding Disc Mandrels 3" | | 10.00 |
| | Soft Intermediate Sanding Pad 2" | ea. | 4.00 |
| | Soft Intermediate Sanding Pad 3" | ea. | 5.00 |
| | Green Wave Mylar backed Sanding Disks, 3" Oversized | 25 Pack | 7.00 |
| | Wonderweave 2" disk Kit, Low Grits (60- 600) | 40 Discs | 9.00 |
| | Wonderweave 3" disk Kit, Low Grits (60- 600) | 40 Discs | 14.00 |
| | Wonderweave disk Kit 3" High Grits Grits (800-3000) | 25 Discs | 12.00 |
| | Wonderweave 3X8" 60-600 rit sheets Assortment | Pack | 5.00 |
| | 1/3 Sheet Hook and loop Flexible Hand Sanding Pad | | 8.00 |
| | Sand Paper, Ekablue from Sweden 120 - 360 grit | 2 Sheets | 1.00 |
| Uneeda NW | EkaMant Blue Sanding Discs 2" 80 - 1000 Grit | 10 Pack | 3.00 |
| | EkaMant Blue Sanding Discs 3" 80 - 1000 Grit | 10 Pack | 4.00 |
| | Emory Cloth Sheets 8.5X11" (120, 180, 220, 320) | ea | 1.00 |
| | 9x11 Wet Dry Sand Paper 400 - 600 Grit | 4 Sheets | 3.00 |
| Ultra Flex | Micromesh Wet/Dry Sand Paper | 2 Pack | 24.00 |
| Finishes and Finishing Materials | | | |
| GluBoost | Fill n Finish Kit | | 43.00 |
| Doctors Workshop | Walnut and Waxpaste | Jar | 10.00 |
| | Walnut Finishing Oil | | 14.00 |
| | Microcrystal Wax Bowl Finish | Pint | 14.00 |
| | Walnut Oil and Wax Woodturning Finish | Pint | 14.00 |
| | Walnut Oil/Carnuba Wax & Shellac Woodturning Finish | Pint | 18.00 |
| | High Build Friction Polish | Pint | 18.00 |
| | Pens Plus Finish | Pint | 18.00 |
| Lathe and Turning Accessories | | | |
| | Anchor Seal 2 | 1 Gal | 18.00 |
| | E-Z Lock Metal screw inserts, 10/bag | Pkg | 5.00 |
| | E-Z Lock Metal screw inserts, 25/bag | Pkg | 13.00 |
| Multi-Marketing Group | Index Wheel for 3/4", 1" or 1-1/4" spindle | | 20.00 |
| | Dyna-Glide Plus dry lubricant, 13 oz. Aerosol Can | ea | 15.00 |

Demo Review - Glenn Lucas

Did you get the opportunity to join in on the Glenn Lucas demo?

Before his demo he gave us a tour of his beautiful classroom with 10 (YES 10) lathes and other areas of his set up. He even has a mill. WOW! It was drool worthy. He showed us his set up for doing videos and IRDs. He even introduced his lovely producer, Cornelia - Glenn's wife. His st was worthy of any production company.

After the tour Glenn did the wide rimmed bowl on Sycamore if I remember right. (?) The wood was stunning. He explained each step of the way as well as describing some issues turners have and how to deal with them. Glenn, as usual of his demos, was very thorough in explaining each step. The bowl was beautiful. Wish I'd gotten a screen shot of it. Glenn turns a LOT of bowls so he makes it look super easy. After finishing the outside of the bowl, Glenn made a row of beads showing the quick and easy (?) way to do so. Glenn showed SPSW the same thing back in 2020. I tried it and made a mess. I will blame it on having to deal with a ShopSmith. That's my story and I'm sticking to it. After this demo I had to give it another shot. Oh my, I'm hooked. You just have to try it. Of course it took me about two minutes to do what Glenn does in about 20 seconds but it is quite rewarding. If you didn't see the demo, try to find a video of Glenn doing the beads. Unfortunately, we don't have his demo in our archives as that is part how Glenn makes his living. If we (SPSW) are fortunate enough to get Glenn for a demonstrator again, make it a priority to watch. You will be glad you did.



Suzette Edwards
Maple



YOUR SPSW OFFICERS

President: Fred Abeles

253-631-2534

president@spswoodturners.org

V. President: Robert Fender

206-229-8432

dragonius96@comcast.net

Secretary: Mark Gilbert

secretary@spswoodturners.org

Treasurer: Kathy Garlick

253-204-9278

kgcloset@yahoo.com

Newsletter: Suzette Edwards

253-846-8418

winginsue@gmail.com

Membership: Terry Broberg

253-606-2190

membership@spswoodturners.org

Webmaster & Social Media: Tim Spaulding

webmaster@spswoodturners.org

Store Sales: John Howard

253-370-5704

Industry Coordinator: Pat McCart

253-927-5464

industry@spswoodturners.org

AV Coordinator & Zoom Tech: Ramon Lyn

904-993-8106

avcoord@spswoodturners.org

tech@spswoodturners.org

Wood Rat/Program chair: Doug Reynolds

253-941-7985

programs@spswoodturners.org

Mentorship: Michael Poirier

mentorship@spswoodturners.org

Director At Large: Jeff Marshall

206-935-5347

atlarge2@spswoodturners.org

Director At Large, AAW Liaison

Kent Horton

scimankent@gmail.com



SPSW is a chapter of the American Association of Woodturners (AAW). Many of our members are just members of the chapter but not the American Association of Woodturners (AAW). **The AAW offers an introductory free 3-month trial membership to chapter members.** The free membership allows access to all online publications like The American Woodturner, Woodturning FUNdamentals magazine, and AAW e-newsletters.

Visit the website www.woodturner.org (or click the link if you are an email newsletter subscriber) and look under Membership then Join Today. Scroll to the bottom of the page. The above hyperlink will also take you there. For those who prefer to do it by phone, call 877-595-9094 M-F 8:30 to 4:30 Central time.

2023 Membership Renewals



Our membership renewals are down by 40 people from the total of last year. If you enjoy SPSW please take the time to renew your membership.

The dues for 2023 are only \$45 for the entire year and that is for your whole family.

Terry Broberg, our Director of Membership, is taking dues for the 2023 year. I hope each of you will join us again for another event-filled year. I would like to encourage everyone to get your 2023 dues paid as soon as possible.

Your dues are what enable us to rent our great meeting facility, provide equipment like the new multiple camera system used to enable members to better view demonstrations in person and on-line, and purchase the tools and equipment we need to run demonstrations and sawdust sessions.

You can either pay your dues at the meeting, or an even easier method is to do it online through the members only tab on the [SPSW website](http://www.spswoodturners.org).

We are now collecting dues for 2023. Dues for individuals or for the whole family are \$45/year. We accept cash, check, Visa®, MasterCard®, American Express®, Discover® or debit card.

This is still one of the best deals around. For just \$45 you get a monthly meeting featuring top notch presenters, an avenue to display your talents, and a forum to seek advice and ask questions. You have access to a group of mentors who can help you improve your skills.

Also, there is a monthly “open turning session” (our Sawdust Sessions) on the Saturday following the meeting. Use the membership application below and pay at the meeting or mail it to the address on membership form.

We now also have the option for you to join, renew, or just donate. We are a registered 501 (c)(3) non-profit organization. You can pay at the meeting, or online! Just go to our website (www.spswoodturners.org), fill out the form, and pay with PayPal.

AAW membership is separate from membership in the SPSW Chapter. Now is also a good time to sign up for the [American Association of Wood turners](#) (AAW). Annual memberships in the AAW operate on an yearly anniversary cycle, whereby your membership will start with your join date and continue until the same date the following year.

If your level of AAW membership includes a printed copy of the American Woodturners journal, you will receive six issues starting with the issue published after you join or renew.

**South Puget Sound Woodturners (SPSW)
Membership Application**

Name: _____ Membership: New
 Renewal

Address: _____

City: _____ State: _____ Zip: _____

Telephone number: _____

Email: _____

How long have you been turning? _____ AAW Member?: _____

Interest: Spindle Turning Bowls Vases Segmented turning Tool making
Tool Sharpening Pen Making Other

Membership dues for South Puget Sound Woodturners are \$45.00 annually. IF paying by mail, make the check payable to South Puget Sound Woodturners (or SPSW) and mail this form to:

South Puget Sound Woodturners
PO Box 1792
Milton WA 98354

If paying online, [visit our website](#), fill out the online form and pay with Paypal



Zoom Meeting If you haven't been on Zoom before, just follow the steps below. **(If you have been in a Zoom meeting before, just start at step 3.)b.**

1. **The Zoom meeting invitation is only sent to active members.** So, if you have not paid your dues since October 2022, you will need to go to the members tab on the [SPSW website](https://spsw.org) (spswoodturners.org) and renew your membership. Please note that it would normally cost more for just one of these demonstrations than your SPSW dues for the entire year.
 - a. Those of you who get the newsletter by snail-mail will need to get us an e-mail address where we can send your meeting invitation. Please send it to (membership@spswoodturners.org)
2. Before the scheduled meeting, you need to go to zoom.com and download the free "Zoom Meetings" app. The Zoom download is quick, easy, and free!
3. **Information and Invitation Delivery Schedule:**
 - a. **Wednesday March 29th** – The Zoom Meeting Invitation will go out to our active member's distribution list. (This is if we get the link by then)
 - i This invitation contains a link that appears in blue letters. Just click it to join the remote demo on Thursday.
 - ii Please save this where you can find it.
 1. If you don't see the invitation(s) in your inbox, then please check your "junk" or "spam" folder. If you get our newsletters, the meeting invitation should come right into your inbox.
 - b. **Friday March 31st** – A reminder will be e-mailed to our active member's distribution list.
 - c. **Saturday April 1 - Log into the meeting by 8:30am**
 - i. **Glenn's demo will start at 8:30am**
 - ii. When you click on the link, you will be asked if you want to join with video and audio. Answer "yes" to both, then you will enter a virtual waiting room. Wait just a few seconds and one of the co-hosts will admit you into the actual meeting.
 - iii. **Note:** If you have previously downloaded the app, you may see an update is available. If you see it, please update your app. Zoom is making frequent changes to the program to strengthen security.
 - iv. Devices used to view the demo can be smartphones, tablet computers, laptops, etc. To fully participate, the device needs to have audio and a camera.