

# CHIPS &

# S H A V I N G S

February 2023

The latest news and updates from  
South Puget Sound Woodturners



## In This Issue

- [February President's Letter](#)
- [GoFundMe for Fred](#)
- [February Demo - Dan Neyens](#)  
[Craft Fair Sales: How to sell your work at a Craft Fair or Farmers Market and Have Fun While Making Money](#)
- [A Word from Kent Horton - AAW Liason](#)
- [February Store - Best Prices around](#)
- [Amazon Smile - Benefit SPSW](#)
- [Sawdust Sessions](#)
- [Devin Garlick Demo Review](#)
- [Membership Renewals - Note about Rockler](#)
- [SPSW Officer List](#)
- [Zoom instructions](#)

NEW! Links to articles

## February President's Letter by Suzette Edwards

Hello all you great SPSW members! Fred is still laid up so I am doing the president's letter again. Hopefully Fred will be back to his old self soon.

### January Meeting

This month Dan Neyens is going to give us great information on selling your items at craft fairs. I, for one am really looking forward to this. Craft fairs are all over around here in WY so hopefully with COVID restrictions eased up they will be sprouting up all over in WA as well. Although I don't make enough to make a living, I've made enough to get new toys for turning. Dan's information should help us all be able to sell our wares.


For new members, we would still like to hear about some subjects you would like to see demonstrated. You can email one of the board members (see the list toward the end of this newsletter) or talk to one of the friendly people in the yellow vests at a meeting.



Suzette

### GoFundMe for Fred

Fred Abeles, current South Puget Sound Woodturners chapter President, fell on the ice during December's ice storm. Fred's recovery will take a significant amount of time. Fred will need to spend some time in a skilled nursing facility and physical therapy before he will be able to return home. **This GoFundMe will help Fred and Donna with the substantial medical expenses to ensure Fred's recovery.** So far \$1,880 of a goal of \$5,000 has been raised. Click [here](#) to go to the GoFundMe page at <https://gofund.me/06b12b1e> or scan the QR code with your cell phone camera.



### Fred Update

I received a card from Donna Abeles, postage dated Jan 30. She said Fred is improving albeit slowly. He is able to walk a few feet and is feeding himself.

She said every new improvement is a miracle.

Suzette

Suzette Edwards  
Firewood &  
Embroidery  
Floss



### January Demonstrator - Dan Neyens

KND Woodworking is a small business operated out of the home of Dan and his wife Kate. They live along the Puyallup River in unincorporated Pierce County just off the Bonney Lake plateau. They started their business in 2007 and over the past 15+ years they have sold Dan's work primarily at area farmers markets and local art and craft shows. The Neyens' have both been involved with wood and wood products most of their working careers. Dan majored in Forestry and Wood Technology in college and then spent his working years in the structural wood products field. Kate worked in accounting and information technology her entire career for two of the nation's largest wood products and structural wood products manufacturers.

Over the years Dan has made and sold a variety of home furnishings but now primarily focuses his efforts on making wooden cutting boards and a variety of kitchen furnishings/utensils. Today, most of their sales come through annual participation in five area juried art and craft shows. They maintain an online presence through their website and social media pages.

facebook : [KND Woodworking](#)



## A Word From Kent Horton

Hello again, this is Kent Horton, your SPSW/AAW liaison.

I am going to begin with my 2023 mantra:

*"If you, as an SPSW member, and want to up your turning game, you should seriously consider joining AAW."*

This month's "[American Woodturner](#)" (February 2023, vol. 38, number 1) has some interesting and useful articles on sharpening:

- Dennis Belcher's article "Introduction to Sharpening" provides an excellent guide to understanding the how's and why's of sharpening.
- Lyndal Anthony's article "A Look at Gouge Geometry" deals with perfecting the sharpening of the workhorse in a turner's stable of turning tools. This is one area I have long struggled with and have produced all too many "MAJOR" catches due primarily to improper sharpening. Now it is a matter of perfecting the sharpening process for my gouges at the grinding wheel – and then, lots of practice.

Jimmy Clewes, a well known and highly regarded professional woodturner, writes a detailed article on how he creates his signature ceremonial shield from mounting, rough shaping, creating the rim detail, through adding rim studs and embellishing with gold leaf. The end product would enhance the look of any number of castle walls.

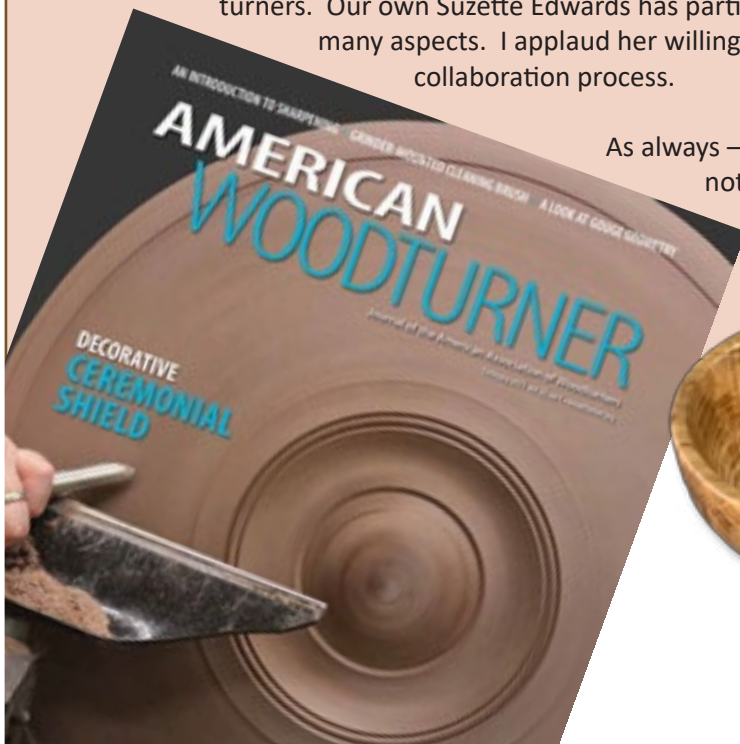
Silas Wareham details the making of an adjustable-height side table that looks like an enlarged Phillips-head countersink screw. This project, while not my style, does provide a number of turning and construction challenges.

The next article I wanted to share with you is by J. Paul Fennell, who describes (in wonderful detail) the process he uses to create asymmetrical and heavily sculpted pierced objects. As I read the article I kept thinking of Dave Best's club presentation a few month's back on what it takes to make a finished pierced bowl and how much more involved Mr. Fennell's work entails – indeed, I confess I don't possess the required patience, but the results are amazing.

The final article from this issue of "American Woodturner" is regarding the collaborative efforts of WIT (Women in Turning) group within the AAW community. Groups of women turners get together virtually to create a wide spectrum of turned objects with the goal of taking the next "scary" step of collaborating with fellow women turners. Our own Suzette Edwards has participated in this event and found it challenging in many aspects. I applaud her willingness to get out of her comfort zone and join in the collaboration process.

As always – Consider joining AAW if you not already a member.

*Kent Horton,*  
Director-at-Large  
AAW Liaison  
206-242-4432



Maple



Spalted  
Maple

David Oberto



## 2023 Calendar of Events

Date	Time	Demonstrator(s)	IRD	Subject
Feb 16th	7pm	Craft Fair Sales		Dan Neyens
Feb 18th	9am	Sawdust Session		Wayne Well's Shop*
Mar 16th	9am	Mini Symposium		TBD
Mar 18th	9am	Sawdust Session		Wayne Well's Shop*
Apr 20th	7pm	Three Footed Bowl		Pat McCart
Apr 22nd	9am	Sawdust Session		Wayne Well's Shop*
May 18th	7pm	Levitating Spheres: From American Woodturner Aug 2022		Ken Conte
May 20th	9am	Sawdust Session		Wayne Well's Shop*

\* 12012 28th Ave E, Tacoma 98445

**Note: In house demos are broadcast on Zoom from the Fife Center. DO NOT MISS OUT! Read the ZOOM instructions on the last page.**

### SPSW Store February - Open Again



Your woodturning club has set up a system where we try to offer the finest quality materials that we all use in our shops to our members at the lowest prices anywhere. We do our best to take advantage of wholesale pricing, volume discounts, and negotiate savings on shipping so that we can pass those items on to members at “rock bottom prices”!

If you are not taking advantage of what we offer, you are missing out on one of the greatest benefits of being a member of the club. We offer the best prices on adhesives, abrasives, various accessories, finishes, dry lubricants, anchor seal, and many other items.


Do yourself a big favor and check out all that we offer at the next meeting! Stop by the store sales table and check out what we have available for your use! We are able to take cash, checks or you can use your credit/debit card.

Keep those chips flying!

*JOHN*

#### Store Sales Price List

Brand	Description	Unit Size	Price
<b>Adhesives</b>			
Starbond	Starbond Thin, Kit	2oz	10.00
	Starbond Instaset accelerator	2oz	4.00
	StarBond Thin, set	16oz	35.00
Insta-Set	Insta-Set Accelerator, Pump Spray	2oz	10.00
Bob Smith Industries	MaxiCure, thick Gap Filling	2oz	9.00
	Maxicure Medium, Gap Filling	2oz	9.00
	20 minute cure epoxy resin	13oz	12.00
<b>Adhesive Accessories</b>			
	Extender tips	3 ea	1.00
	Extra fine glue tips	3 ea	1.00
	Tubing (2 feet)		1.00
	CA Applicator, Fine	3 ea	1.00
	Glue Cap Replacement	ea	1.00
	SuperSolvent	2oz	7.00
	Superglue Pipettes (eye droppers)	3ea	1.00



## Store Sales Price List continued

Brand	Description	Unit Size	Price
<b>Sanding</b>			
Woodturners Wonders	2" Sanding Disc Mandrels	ea	7.00
	3" Sanding Disc Mandrels	ea	10.00
	Wonderweave 2" disk Kit, Low Grits (60- 600 )	ea	9.00
	Wonderweave 3" disk Kit, Low Grits (60- 600 )	ea	12.00
	Wonderweave 3X8" 60-600 rit sheets Assortment	pack	5.00
	Flexible Sanding Pad	ea	8.00
	Sand Paper, Ekablue from Sweden 120 - 360 grit	2 sheets	1.00
	Green Wave Sanding Discs 3" Various grits	25 Pack	700
Uneeda NW	EkaMant Blue Sanding Discs 2" 80 - 1000 Grit	10 pack	3.00
	EkaMant Blue Sanding Discs 3" 80 - 1000 Grit	10 pack	4.00
	Uneeda Wet Dry Sand Paper 400 - 600 Grit	2 sheets	1.00
Uneeda Ekamant	Emory Cloth Sheets 8.5X11" (120, 180, 220, 320)	ea	1.00
Ultra Flex	Micromesh Wet/Dry Sand Paper	pack	13.00
	Micromesh Wet/Dry Sand Paper	2 pack	24.00
<b>Finishes and Finishing Materials</b>			
Doctors Workshop	Walnut and Waxpaste		10.00
	Walnut Finishing Oil		14.00
	Microcrystal Wax Bowl Finish	Pint	14.00
	Walnut Oil and Wax Woodturning Finish	Pint	14.00
	Walnut Oil/Carnuba Wax & Shellac Woodturning Finish	Pint	18.00
	High Build Friction Polish	Pint	18.00
	Pens Plus Finish	Pint	18.00
<b>Lathe and Turning Accessories</b>			
	Anchor Seal	1 Gal	18.00
	E-Z Lock Metal screw inserts, 10/bag	Pkg	5.00
	E-Z Lock Metal screw inserts, 25/bag	Pkg	13.00
Multi-Marketing Group	Index Wheel ( .75" shaft hole)		20.00
	Index Wheel ( 1.00" shaft hole)		20.00
	Index Wheel ( 1.25" shaft hole)		20.00
GluBoost	Fill n Finish kit		43.00



Ethan Green  
Ash



Looking for some inspiration?  
Check out the [SPSW YouTube Channel](#)

### Sawdust Sessions

Don't forget sawdust sessions are back. They are the Saturday after the monthly meeting. Sawdust sessions are a great way to learn new skills or to hone the skills you have (or want). There are multiple lathes as well as several experienced members to help you. Not only can you learn techniques with turning but how to properly sharpen your tools. Devin Garlick was at our last sawdust session and had this to say: There were about 10 people there, about 5 were new members turning less than a year. Several in attendance mentioned how much they enjoyed the demonstration by Devin from Thursday night.

Ed White brought his Apple burl from the wood rats collection - from Doug - and started turning a winged bowl. Photos are below of apple burl winged bowl.



Maple



Unknown

JoAnn Amberg

### Didja Know?

Do you ever get CA glue where you don't want it? I seem to get it on at least two fingers. I've always used acetone to clean it off. It works great but it is hard on the hands.

Well Starbond has a great product called Glue Remover? I found out about it thanks to an email I got from Starbond with a video.

You can watch it [here](#) on YouTube.



David Virak Firewood



### Demo Review - Devin Garlick on How You Cut a Log Determines the Figure in Your Bowl

The January demo was by our own Devin Garlick. He gave detailed information on how the cuts in the wood determines the figure in a bowl. He had examples of how different cuts worked. There were some microphone issues thanks to a cable that had gone bad. For those on Zoom it was gravelly and hard to understand. The good news is most of that has been cleared up on the uploaded video. We can thank Ramon Lyn for recording the in-house audio so it was possible to put that into the video. It is a bit quieter so you will have to turn up the volume a little.



Devin showed us difference figuring in a bowl and even did drawings as to where that figuring came from.

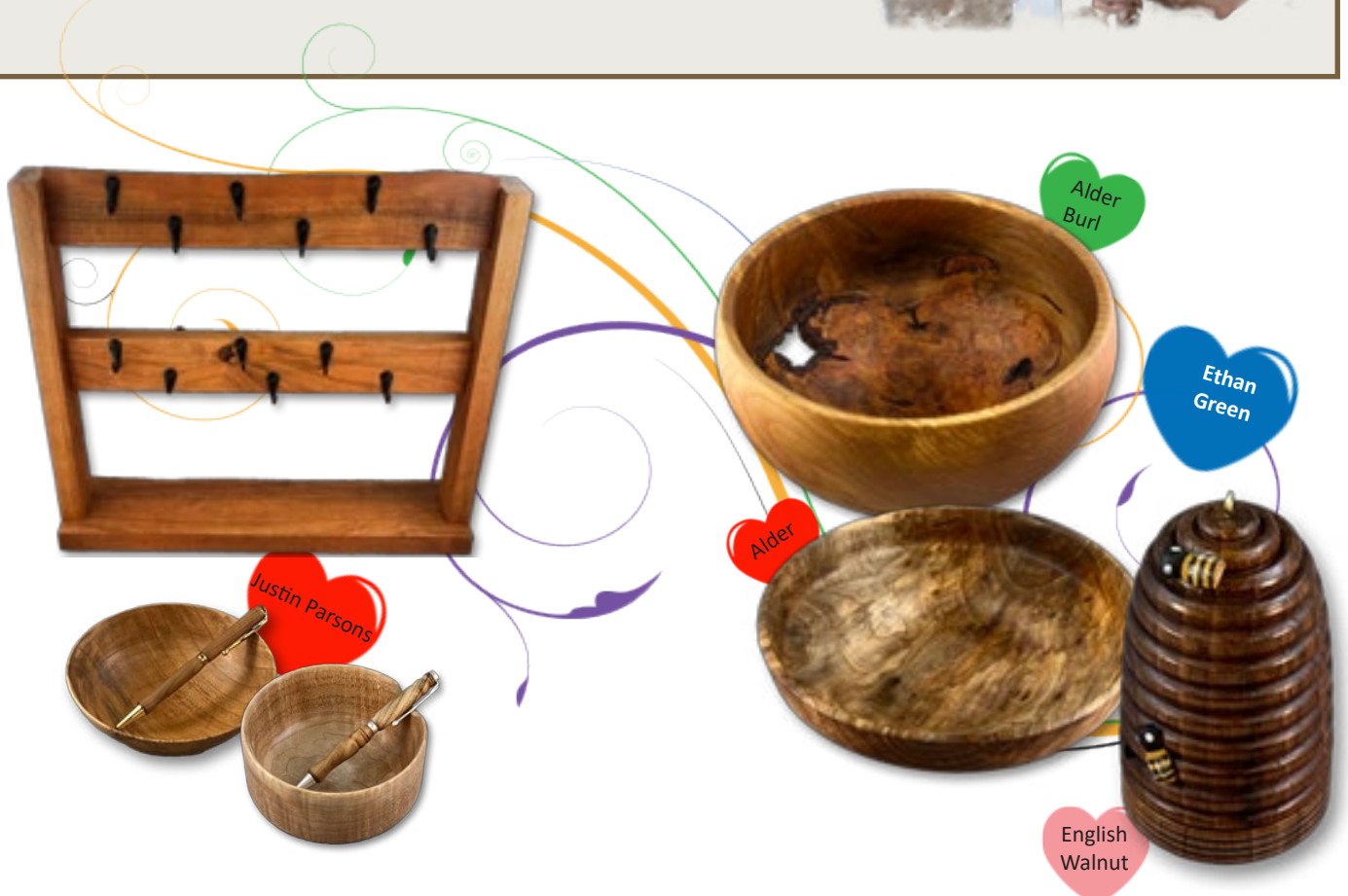
Devin explained the different parts of the tree and how it affects turning.

Have you ever wondered about burls? Well, Devin explains quite a bit about burls (starting around the 50 min mark). He even showed how the grain (yup, there is grain) goes in a burl compared to how it relates to the tree. Check it out around 51:30 mark

Devin gave away a couple of pieces of wood. (At the 1 hour mark) One was for a winged bowl to be made and the other was a chunk of fiddleback. It will be fun to see what is made from that one. The grain is stunning.



If you missed the demo be sure to check it out on the SPSW website under the member tab, It is well worth watching.



## YOUR SPSW OFFICERS

**President: Fred Abeles**  
253-631-2534  
president@spswoodturners.org

**V. President: Robert Fender**  
206-229-8432  
dragonius96@comcast.net

**Secretary: Mark Gilbert**  
secretary@spswoodturners.org

**Treasurer: Kathy Garlick**  
253-204-9278  
kgcloset@yahoo.com

**Newsletter: Suzette Edwards**  
253-846-8418  
winginsue@gmail.com

**Membership: Terry Broberg**  
253-606-2190  
membership@spswoodturners.org

**Webmaster & Social Media: Tim Spaulding**  
webmaster@spswoodturners.org

**Store Sales: John Howard**  
253-370-5704

**Industry Coordinator: Pat McCart**  
253-927-5464  
industry@spswoodturners.org

**AV Coordinator & Zoom Tech: Ramon Lyn**  
904-993-8106  
avcoord@spswoodturners.org  
tech@spswoodturners.org

**Wood Rat/Program chair: Doug Reynolds**  
253-941-7985  
programs@spswoodturners.org

**Mentorship: Michael Poirier**  
mentorship@spswoodturners.org

**Director At Large: Jeff Marshall**  
206-935-5347  
atlarge2@spswoodturners.org

**Director At Large, AAW Liaison**  
Kent Horton  
scimankent@gmail.com



SPSW is a chapter of the American Association of Woodturners (AAW). Many of our members are just members of the chapter but not the American Association of Woodturners (AAW). **The AAW offers an introductory free 3-month trial membership to chapter members.** The free membership allows access to all online publications like The American Woodturner, Woodturning FUNdamentals magazine, and AAW e-newsletters.

Visit the website [www.woodturner.org](http://www.woodturner.org) (or click the link if you are an email newsletter subscriber) and look under Membership then Join Today. Scroll to the bottom of the page. The above hyperlink will also take you there. For those who prefer to do it by phone, call 877-595-9094 M-F 8:30 to 4:30 Central time.

## 2023 Membership Renewals

Looking at our numbers, our membership renewals are down by 40 people from the total of last year. If you enjoy SPSW please take the time to renew your membership.

**The dues for 2023 are only \$45 for the entire year and that is for your whole family.**



Terry Broberg, our Director of Membership, is taking dues for the 2023 year. I hope each of you will join us again for another event-filled year. I would like to encourage everyone to get your 2023 dues paid as soon as possible.

Your dues are what enable us to rent our great meeting facility, provide equipment like the new multiple camera system used to enable members to better view demonstrations in person and on-line, and purchase the tools and equipment we need to run demonstrations and sawdust sessions.

You can either pay your dues at the meeting, or an even easier method is to do it online through the members only tab on the [SPSW website](http://www.spsw.org).

We are now collecting dues for 2023. Dues for individuals or for the whole family are \$45/year. We accept cash, check, Visa®, MasterCard®, American Express®, Discover® or debit card.

This is still one of the best deals around. For just \$45 you get a monthly meeting featuring top notch presenters, an avenue to display your talents, and a forum to seek advice and ask questions. You have access to a group of mentors who can help you improve your skills.

Also, there is a monthly “open turning session” (our Sawdust Sessions) on the Saturday following the meeting. Use the membership application below and pay at the meeting or mail it to the address on membership form.

We now also have the option for you to join, renew, or just donate. We are a registered 501 (c)(3) non-profit organization. You can pay at the meeting, or online! Just go to our website ([www.spswoodturners.org](http://www.spswoodturners.org)), fill out the form, and pay with PayPal.

**AAW membership is separate from membership in the SPSW Chapter. Now is also a good time to sign up for the [American Association of Wood turners \(AAW\)](#). Annual memberships in the AAW operate on an yearly anniversary cycle, whereby your membership will start with your join date and continue until the same date the following year.**

If your level of AAW membership includes a printed copy of the American Woodturners journal, you will receive six issues starting with the issue published after you join or renew.

### South Puget Sound Woodturners (SPSW) Membership Application

Name: \_\_\_\_\_ Membership:  New  
 Renewal

Address: \_\_\_\_\_

City: \_\_\_\_\_ State: \_\_\_\_\_ Zip: \_\_\_\_\_

Telephone number: \_\_\_\_\_

Email: \_\_\_\_\_

How long have you been turning? \_\_\_\_\_ AAW Member?: \_\_\_\_\_

Interest: Spindle Turning  Bowls  Vases  Segmented turning  Tool making   
Tool Sharpening  Pen Making  Other

Membership dues for South Puget Sound Woodturners are \$45.00 annually. IF paying by mail, make the check payable to South Puget Sound Woodturners (or SPSW) and mail this form to:

South Puget Sound Woodturners  
PO Box 1792  
Milton WA 98354

If paying online, [visit our website](#), fill out the online form and pay with Paypal

Please be patient with our audio / video folks. We have had some issues with the cabling and mics and are updating what we can when we can.



**Zoom Meeting** If you haven't been on Zoom before, just follow the steps below. **(If you have been in a Zoom meeting before, just start at step 3.)b.**

1. **The Zoom meeting invitation is only sent to active members.** So, if you have not paid your dues since October 2022, you will need to go to the members tab on the [SPSW website](https://www.spsw.org) (spswoodturners.org) and renew your membership. Please note that it would normally cost more for just one of these demonstrations than your SPSW dues for the entire year.
  - a. Those of you who get the newsletter by snail-mail will need to get us an e-mail address where we can send your meeting invitation. Please send it to ([membership@spswoodturners.org](mailto:membership@spswoodturners.org))
2. Before the scheduled meeting, you need to go to zoom.com and download the free "Zoom Meetings" app. The Zoom download is quick, easy, and free!
3. **Information and Invitation Delivery Schedule:**
  - a. **Saturday, Feb 11th** – The Zoom Meeting Invitation will go out to our active member's distribution list.
    - i This invitation contains a link that appears in blue letters. Just click it to join the remote demo on Thursday.
    - ii Please save this where you can find it.
      1. If you don't see the invitation(s) in your inbox, then please check your "junk" or "spam" folder. If you get our newsletters, the meeting invitation should come right into your inbox.
  - b. **Wednesday, Feb 15th** – A reminder will be e-mailed to our active member's distribution list.
  - c. **Thursday, Feb 16th** - Log into the meeting between 6:30 and 7:00pm
    - i Dan's demo will start at 7:00pm
    - ii When you click on the link, you will be asked if you want to join with video and audio. Answer "yes" to both, then you will enter a virtual waiting room. Wait just a few seconds and one of the co-hosts will admit you into the actual meeting.
    - iii. **Note:** If you have previously downloaded the app, you may see an update is available. If you see it, please update your app. Zoom is making frequent changes to the program to strengthen security.
    - iv. Devices used to view the demo can be smartphones, tablet computers, laptops, etc. To fully participate, the device needs to have audio and a camera.