

CHIPS &

July 2022

S H A V I N G S

The latest news and updates from
South Puget Sound Woodturners

In This Issue

- June Demo - Pen turning with Fred Abeles
- Wood sales at meetings
- Wood auction
- No sawdust session this month
- 2023 Membership Renewals - IMPORTANT INFO!
- A Word from Kent Horton - AAW Liason
- SPSW Store July Highlight - Dynaglide

Fred Abeles *Pen Turning*



July President's Message by Fred Abeles

Hi all you great South Puget Sound Woodturners members. Our June meeting went very well and featured Michael Dresdner showing various finishing techniques featuring the GluBoost product of CA finishes. He showed different methods of application and fielded questions from the group.

Our next meeting: On July 21st will feature our own President Fred Abeles showing his methods of turning a wooden writing pen on the lathe including choice of wood, drilling the wood to accept the brass tube, gluing the tube, use of the pen mandrel, turning the blank to shape, sanding and finishing. He will also demonstrate his small desktop laser engraving system.

Saturday Sawdust Sessions!

Our last Sawdust Session is happened on June 18th, the Saturday after the June general membership meeting. It was spectacular with 15+ people in attendance. We had 3 lathes going and the sharpening station. The sawdust session is an excellent opportunity for all members to come, join in the comradery of working with other members to learn a variety of new skills or improve on some old ones and share with new turners a skill they may be struggling with. We meet in a member's shop and we have 3 or 4 lathes all going at once. Wayne Wells has generously offered us the use of his shop for these activities. If you would like to attend, just join us at Wayne's. The address is 12012 28th Ave E, Tacoma 98445. It is just off 112th, between the Summit and Parkland areas.

There will be no sawdust session in July and will be replaced by our annual wood auction/picnic potluck on July 23rd. to be held at the Northshore Improvement Club with setup starting at 10:00 am, potluck lunch served at 11:30 with wood auction starting at 12:30. Please bring your own drinks and the food as specified below:

Last names starting with A-F – bring a dessert.

Last names G-P bring a main dish.

Last names Q-Z – bring a salad.

Stephany Lane has volunteered to be our auctioneer and I know she will do an excellent job so everyone can go home with an excellent stack of beautiful turning wood and, at the same time, support your club with some need additional funds.


Fred



Wood Sales

Please support our club by purchasing some of the wood at our monthly meetings being offered by our wood rat supreme Doug Reynolds.

He has wood for sale at each meeting for very reasonable prices. He has rough cut stuff, bowl blanks, cut offs and all sorts of wood. Go check out Doug's table and get yourself some treasures for turning! You will be glad you did.




July Demonstrator - Fred Abeles

Fred Abeles, SPSW President, is a Seattle native, born and raised in the Magnolia area, Graduated from Queen Anne High School, attended University of Washington, attended the Art Center College of Design in Hollywood for professional/commercial photography, operated Kent Photography, a professional portrait/wedding photography studio for 25 years and worked at Microsoft for 18 years, the last 12 years as the technical manager for the Microsoft Visitor Center. He currently works his retirement job at Woodcraft of Seattle as a sales associate and wood turning instructor in their classroom. Fred began woodturning over 20 years ago by learning pen turning at the Puyallup Fair during a demo there, attended many pen turning demos at Rockler by David Morrison, bought my first lathe and the rest is history. I became addicted to the craft as so many of us do. Fred is now a proud owner of 5 lathes in 3 locations.

Fred has been a member of South Puget Sound Woodturners for at least 15 years, served as the board secretary for 5 years and now as the club President.

He will be demonstrating pen turning from start to finish at the July meeting. He will also attempt to demonstrate laser engraving using a small desktop laser engraver. He will be happy to entertain questions and offer solutions for those of you who are struggling with the fine art of turning writing pens using the wood lathe.



Redwood
Don Mars

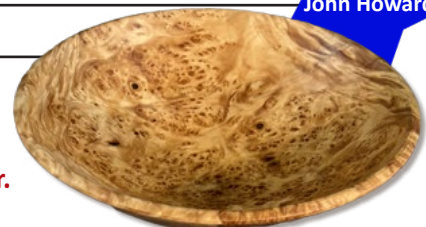


Oak
Becky Lathrop

2022 CALENDAR OF EVENTS

| Date | Time | Demonstrator(s) | IRD | Subject |
|-------------|------|-----------------|-----|-------------------------------------|
| July 21st | 7pm | Fred Abeles | | Pen Turning |
| July 23rd | 9am | | | Annual Wood Auction |
| August 18th | 7pm | David Best | | Carving and Surface Texture |
| August 20th | 9am | Sawdust Session | | Wayne Well's Shop* |
| Sept 15th | 7pm | Mini Symposium | | Presenters TBD |
| Sept 17th | 9am | Sawdust Session | | Wayne Well's Shop* |
| Oct 20th | 7pm | Dale Larson | | Turning the perfect bowl from a log |
| Oct 22nd | 9am | Sawdust Session | | Wayne Well's Shop* |

Maple Burl
John Howard



* 12012 28th Ave E, Tacoma 98445

Note: In house demos will be broadcast on Zoom from the Fife Center. DO NOT MISS OUT! Read the ZOOM instructions on the last page.

A Word From Kent Horton

Hello again, this is Kent Horton, your SPSW/AAW liaison with yet another installment. By the time you read this the 2022 AAW International Woodturning Symposium will be history. I figure now is the time to start doing the next two things –

1. Begin saving your change and small denomination bills on a consistent basis. (My now deceased Father-in-Law was able to fund multiple fishing trips to Alaska by collecting, with much help from family and friends, every 2-dollar bill he could. They then went into his “rat hole” until it was time to cash them in before heading off to Alaska.) It worked for him. And
2. Start making plans to attend the 2023 AAW International Woodturning Symposium in Louisville, Kentucky on June 1-4, 2023. I would love to see a delegation of SPSW members attend this event and follow the impact on the club’s collective turning skill improvement.

In preparation to write this month’s article, I spent some time looking over the list of activities and events planned for this year’s symposium. Truly a wealth of information. The section describing the Demonstrators and Panelists covered a wide range of topics and included a list of nationally and internationally recognized woodturners. Having watched videos of several of these folks, I am in awe at what they are able to produce at the lathe. Another section highlights volunteer opportunities to help make the symposium a success. It seems to me a great way to meet fellow woodturners from all over. One of the highlights of every symposium is the Exhibitions and Auctions where attendees are able view many, many examples of turned objects at every skill level. Inspiration to upping one’s game to the next level. Then we have the Trade Show, where perhaps the largest gathering of woodturning related vendors is assembled to tempt each of us with the promise that whatever they are selling will improve our turning skills by 200%. Lastly, I wanted to be sure to mention the section on Spouse/Companion Activities - describing various things out in the local community for those non-turners who are accompanying symposium attendees to do. This seems like a wonderful opportunity to turn attending the AAW Symposium as a portion of a bigger family vacation visiting another part of our wonderful country.

I am looking forward to reading and learning about reactions to this year’s symposium from those who were able to attend and will make a point to share these reviews in future articles.

Kent Horton,
 Director-at-Large
 AAW Liaison
 206-242-4432



Dyed Alder Bowl
 John Howard



Black Locust
 Devin Garlick

Black Walnut
 Bob Sievers



Boxelder
 Pat McCart



Wayne Wells

Fair Demo Volunteers Needed

Last year, each of you demonstrated at our Hobby Hall table at the Puyallup fair.

Fred asked me to set up the days, locations, and times for this year's SPSW fair demos. We will be on the same stage C this year. We looked at other options for our demo location this time, but since there is a safety issue with having people behind us instead of just in front, it was decided that Stage C was still the best option. Also the other stages all use carpeted risers, which would be difficult to clean up. However, Joy Noss (the Hobby Hall Demo Coordinator that replaced Patsy), will put up signage to improve flow. We have also changed the days and times we will demonstrate in an effort to be there when there is more flow. All of our dates are Fridays, Saturdays or Sundays and afternoon times. That way, we should avoid the times when folks all leave the building to attend concerts.

The attached spreadsheet shows this year's days and times that we will demonstrate.

Let me know if you what do demonstrate again this year, and which slot(s) you prefer, and I'll get you penciled in as best I can.

Two slots left, jump on it.

| Day | Date | Times | Hobby Hall | Volunteer | Names |
|----------|-----------|------------|------------|-----------|---------------|
| Friday | 9/02/2022 | 3:00-5:00 | Stage C | 1 | John Howard |
| | | | | 2 | Pat McCart |
| Saturday | 9/03/2022 | 3:00-5:00 | Stage C | 1 | |
| | | | | 2 | Ramon Lyn |
| Sunday | 9/11/2022 | 3:00-5:00 | Stage C | 1 | Devin Garlick |
| | | | | 2 | Kathy Garlick |
| Saturday | 9/16/2022 | 3:00-5:00 | Stage C | 1 | Doug Reynolds |
| | | | | 2 | Fred Abeles |
| Saturday | 9/24/2022 | 12:00-2:00 | Stage C | 1 | |
| | | | | 2 | Ramon Lyn |



Walnut Bowl
Mike Poirier



Segmented Vase
Michael Poirier



Walnut Bowl
Joe Kubistek



Tineo Bowl
Larry White



Spalted Tamerind
Larry White



Sequoia
Justin Parson



Ferguson & Gunther
Gnome Boxes
Suzette Edwards

Volunteers Needed!

Greetings one and all, as the vice president of the SPSW, one of my tasks is to schedule new demonstrations for our Thursday meetings. We currently have all our meeting slots filled up until December 2022. That means, however; that we need new demo assignments to be filled for next year at our 2023 Thursday meetings. Therefore, I am asking all members to please come forth and volunteer for assignments next year. we need to spread our knowledge to all our new inexperienced members and give new ideas for tricks of the trade to our old members. These demonstrations can be for something as simple as choosing the right gouge, or when to use the correct gouge, or how to turn a specific project such as pens or bowls. Maybe how to finish our projects with the correct sealing material or how to repair mistakes we may make whilst we are turning something. Possibly sharpening our tools or how to mount projects on our lathes correctly with demos of what can happen if we incorrectly mount a project. We can supply lathes if need and possibly some form of tools or project materials.

Please don't be afraid to volunteer your many talents and abilities so that your knowledge can be shared with current or new members so that they are not afraid to try working on a lathe which can be very scary to new turners. WE ALL NEED EACH OTHERS HELP HERE!! So please volunteer to pass along your knowledge so that our combined abilities can grow and give us all the tremendous pleasure to successfully turning a project.

If you want to volunteer, please contact me at dragonius96@comcast.net, or call me at 206-229-8432 and we can get you scheduled for next year starting in February as I believe I already have some one for the January 19 2023 meeting.

Robert

Wood Rats

If you would like to be notified when we are going out to cut wood so you can get a little for yourself, please let our wood-rat, Doug Reynolds, know. You don't necessarily need your own chain saw. There are many things that folks can do to help at these events. But you will see how to safely use a chain saw and also will see how to section the tree so you get the best and most interesting wood out of it. You will also have access to people who can help you get started on how to seal the wood to minimize checking, explain the advantages of green wood turning, rough turning, and coring processes. If that sounds interesting to you, please let Doug know, and he can put you on his list and you will be contacted by e-mail when he has wood or when we're going out to cut. You can e-mail Doug at dougr83@comcast.net.



Purple Heart
and Pine
Nick Draper

2023 Membership Renewals

Terry Broberg, our Director of Membership, starts taking dues for the 2023 year in October. I hope each of you will join us again for another event-filled year. I would like to encourage everyone to pay your 2023 as soon as possible.

Note: The dues for 2023 have gone up to \$45/year it has been many years since dues were increased but it is necessary due to the huge increase in rent of our facility.

Your dues are what enable us to rent our great meeting facility, provide equipment like the new multiple camera system used to enable members to better view demonstrations in person and on-line, and purchase the tools and equipment we need to run demonstrations and sawdust sessions.

You can either pay your dues at the meeting, or an even easier method is to do it online through the members only tab on the [SPSW website](#).

SPSW Store July Highlight - Dyna Glide

As a SPSW member, your ability to purchase lathe accessories and products from the SPSW Store Sales table is a major benefit of being a member of the club! We carry a broad range of high-quality and commonly used items at prices that are below retail.

This month, I am happy to tell you that we again have our very popular DynaGlide Plus dry lubricant. This stuff is magical! It can be used to lubricate any and all metal surfaces DynaGlide Plus is both oil and silicone free. That means you don't have any problems with oil attracting dust, and also there are no finishing problems due to silicone contamination. People use DynaGlide Plus on bearings, gears, screws, ways, table tops, sawblades and any other thing you can think of. We ran out last month, so stop by the Store Sales table at the July meeting to get yours if you have not gotten it already. It is only \$15 a can, which is a screaming deal! We have sold 3 cases of this stuff since January. Everyone that has tried it seems to love it. I have been using it in my shop for years!

Also please check out our assortment of abrasives and sanding mandrels. We carry both 2" and 3" Mandrels and soft intermediate sanding pads. We have a wide assortment of high-quality Swedish sand paper disks, and also have WonderWeave mesh abrasives. Our prices are great! Please come and check what we have at the meeting.



John

Store Sales Price List

| Brand | Description | Unit Size | Price |
|----------------------|-----------------------------------|-----------|-------|
| Adhesives | | | |
| Starbond | Starbond Thin, Kit | 2oz | 10.00 |
| | Starbond Instaset accelerator | 2oz | 4.00 |
| | StarBond Thin, set | 16oz | 35.00 |
| Insta-Set | Insta-Set Accelerator, Pump Spray | 2oz | 10.00 |
| Bob Smith Industries | MaxiCure, thick Gap Filling | 2oz | 9.00 |
| | Maxicure Medium, Gap Filling | 2oz | 9.00 |
| | 20 minute cure epoxy resin | 13oz | 12.00 |

Store Sales Price List continued

| Brand | Description | Unit Size | Price |
|---|---|-----------|-------|
| Adhesive Accessories | | | |
| | Extender tips | 3 ea | 1.00 |
| | Extra fine glue tips | 3 ea | 1.00 |
| | Tubing (2 feet) | | 1.00 |
| | CA Applicator, Fine | 3 ea | 1.00 |
| | Glue Cap Replacement | ea | 1.00 |
| | SuperSolvent | 2oz | 7.00 |
| | Superglue Pipettes (eye droppers) | 3ea | 1.00 |
| Sanding | | | |
| Woodturners Wonders | 2" Sanding Disc Mandrels | ea | 7.00 |
| | 3" Sanding Disc Mandrels | ea | 10.00 |
| | Wonderweave 2" disk Kit, Low Grits (60- 600) | ea | 9.00 |
| | Wonderweave 3" disk Kit, Low Grits (60- 600) | ea | 12.00 |
| | Wonderweave 3X8" 60-600 rit sheets Assortment | pack | 5.00 |
| | Flexible Sanding Pad | ea | 8.00 |
| | Sand Paper, Ekablue from Sweden 120 - 360 grit | 2 sheets | 1.00 |
| Uneeda NW | EkaMant Blue Sanding Discs 2" 80 - 1000 Grit | 10 pack | 3.00 |
| | EkaMant Blue Sanding Discs 3" 80 - 1000 Grit | 10 pack | 4.00 |
| | Uneeda Wet Dry Sand Paper 400 - 600 Grit | 2 sheets | 1.00 |
| Uneeda Ekamant | Emory Cloth Sheets 8.5X11" (120, 180, 220, 320) | ea | 1.00 |
| Ultra Flex | Micromesh Wet/Dry Sand Paper | pack | 13.00 |
| | Micromesh Wet/Dry Sand Paper | 2 pack | 24.00 |
| Finishes and Finishing Materials | | | |
| Doctors Workshop | Walnut and Waxpaste | | 10.00 |
| | Walnut Finishing Oil | | 14.00 |
| | Microcrystal Wax Bowl Finish | Pint | 14.00 |
| | Walnut Oil and Wax Woodturning Finish | Pint | 14.00 |
| | Walnut Oil/Carnuba Wax & Shellac Woodturning Finish | Pint | 18.00 |
| | High Build Friction Polish | Pint | 18.00 |
| | Pens Plus Finish | Pint | 18.00 |
| Lathe and Turning Accessories | | | |
| | Anchor Seal | 1 Gal | 18.00 |
| | E-Z Lock Metal screw inserts, 10/bag | Pkg | 5.00 |
| | E-Z Lock Metal screw inserts, 25/bag | Pkg | 13.00 |
| Multi-Marketing Group | Index Wheel (.75" shaft hole) | | 20.00 |
| | Index Wheel (1.00" shaft hole) | | 20.00 |
| | Index Wheel (1.25" shaft hole) | | 20.00 |

YOUR SPSW OFFICERS

President: Fred Abeles
253-631-2534
president@spswoodturners.org

V. President: Robert Fender
206-229-8432
dragonius96@comcast.net

Secretary: Mark Gilbert
secretary@spswoodturners.org

Treasurer: Kathy Garlick
253-204-9278
kgcloset@yahoo.com

Newsletter: Suzette Edwards
253-846-8418
winginsue@gmail.com

Membership: Terry Broberg
253-606-2190
membership@spswoodturners.org

Webmaster & Social Media: Tim Spaulding
webmaster@spswoodturners.org

Store Sales: John Howard
253-370-5704

Industry Coordinator: Pat McCart
253-927-5464
industry@spswoodturners.org

AV Coordinator & Zoom Tech: Ramon Lyn
904-993-8106
avcoord@spswoodturners.org
tech@spswoodturners.org

Wood Rat/Program chair: Doug Reynolds
253-941-7985
programs@spswoodturners.org

Mentorship: Michael Poirier
mentorship@spswoodturners.org

Director At Large: Jeff Marshall
206-935-5347
atlarge2@spswoodturners.org


Director At Large, AAW Liaison
Kent Horton
scimankent@gmail.com

Director At Large: Dave Best
360-893-2210
bompadaavid@gmail.com



SPSW is a chapter of the American Association of Woodturners (AAW). Many of our members are just members of the chapter but not the American Association of Woodturners (AAW). **The AAW offers an introductory free 3-month trial membership to chapter members.** The free membership allows access to all online publications like The American Woodturner, Woodturning FUNdamentals magazine, and AAW e-newsletters.

Visit the website www.woodturner.org (or click the link if you are an email newsletter subscriber) and look under Membership then Join Today. Scroll to the bottom of the page. The above hyperlink will also take you there. For those who prefer to do it by phone, call 877-595-9094 M-F 8:30 to 4:30 Central time.

 **Looking for some inspiration?**
Check out the [SPSW YouTube Channel](#)



We are collecting 2022 dues. Dues for individuals or for the whole family are \$35/year. We accept cash, check, Visa®, MasterCard®, American Express®, Discover® or debit card.

This is still one of the best deals around. For just \$35 you get a monthly meeting featuring top notch presenters, an avenue to display your talents, and a forum to seek advice and ask questions. You have access to a group of mentors who can help you improve your skills.

Also, there is a monthly “open turning session” (our Sawdust Sessions) on the Saturday following the meeting. Use the membership application below and pay at the meeting or mail it to the address on membership form.

We now also have the option for you to join, renew, or just donate. We are a registered 501 (c)(3) non-profit organization. You can pay at the meeting, or online! Just go to our website (www.spswoodturners.org), fill out the form, and pay with PayPal.

AAW membership is separate from membership in the SPSW Chapter. Now is also a good time to sign up for the [American Association of Wood turners \(AAW\)](#). Annual memberships in the AAW operate on an yearly anniversary cycle, whereby your membership will start with your join date and continue until the same date the following year.

If your level of AAW membership includes a printed copy of the American Woodturners journal, you will receive six issues starting with the issue published after you join or renew.

South Puget Sound Woodturners (SPSW) Membership Application

Name: _____ Membership: New
 Renewal

Address: _____

City: _____ State: _____ Zip: _____

Telephone number: _____

Email: _____

How long have you been turning? _____ AAW Member?: _____

Interest: Spindle Turning Bowls Vases Segmented turning Tool making
Tool Sharpening Pen Making Other

Membership dues for South Puget Sound Woodturners are \$35.00 annually. IF paying by mail, make the check payable to South Puget Sound Woodturners (or SPSW) and mail this form to:

South Puget Sound Woodturners
PO Box 1792
Milton WA 98354

If paying online, [visit our website](#), fill out the online form and pay with Paypal



Zoom Meeting If you haven't been on Zoom before, just follow the steps below. **(If you have been in a Zoom meeting before, just start at step 3.)b.**

1. **The Zoom meeting invitation is only sent to active members.** So, if you have not paid your dues since October 2019, you will need to go to the members tab on the [SPSW website](https://www.spswoodturners.org) (spswoodturners.org) and renew your membership. Please note that it would normally cost more for just one of these demonstrations than your SPSW dues for the entire year.
 - a. Those of you who get the newsletter by snail-mail will need to get us an e-mail address where we can send your meeting invitation. Please send it to (membership@spswoodturners.org)
2. Before the scheduled meeting, you need to go to zoom.com and download the free "Zoom Meetings" app. The Zoom download is quick, easy, and free!
3. **Information and Invitation Delivery Schedule:**
 - a. **Saturday, July 16th** – The Zoom Meeting Invitation will go out to our active member's distribution list.
 - i. This invitation contains a link that appears in blue letters. Just click it to join the remote demo on Thursday.
 - ii. Please save this where you can find it.
 1. If you don't see the invitation(s) in your inbox, then please check your "junk" or "spam" folder. If you get our newsletters, the meeting invitation should come right into your inbox.
 - b. **Wednesday, July 20th** – A reminder will be e-mailed to our active member's distribution list.
 - c. **Thursday, July 21st** - Log into the meeting between 6:30 and 7:00pm
 - i. Fred's demo will start at 7:00pm
 - ii. When you click on the link, you will be asked if you want to join with video and audio. Answer "yes" to both, then you will enter a virtual waiting room. Wait just a few seconds and one of the co-hosts will admit you into the actual meeting.
 - iii. **Note:** If you have previously downloaded the app, you may see an update is available. If you see it, please update your app. Zoom is making frequent changes to the program to strengthen security.
 - iv. Devices used to view the demo can be smartphones, tablet computers, laptops, etc. To fully participate, the device needs to have audio and a camera.